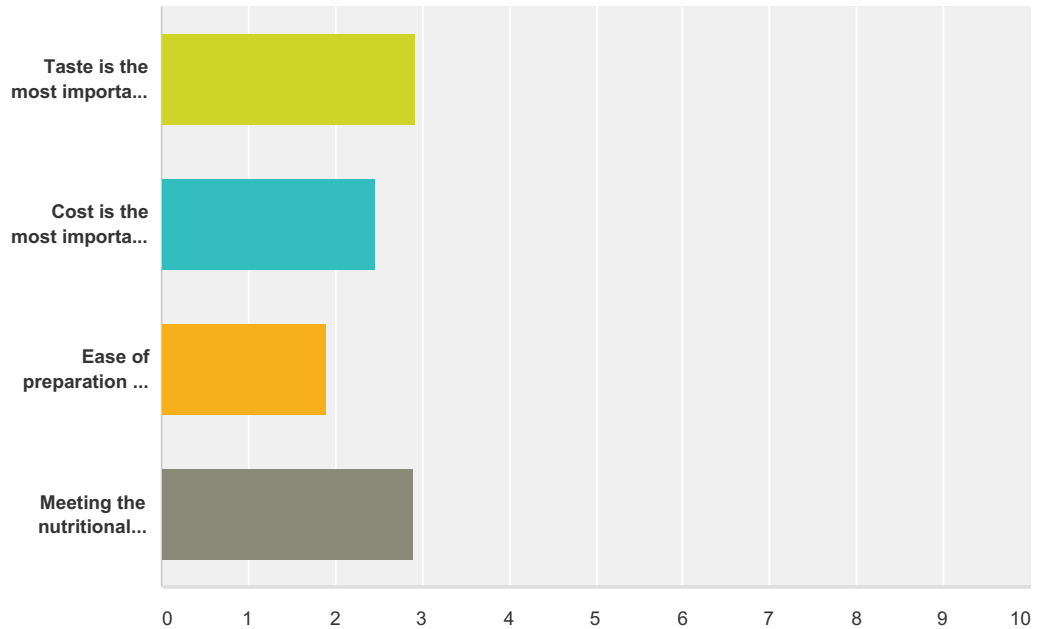


Q1 When purchasing food in Bristol, please rank your priorities when making decisions about your food choices? Use 1 as the most important and 4 as the least important.

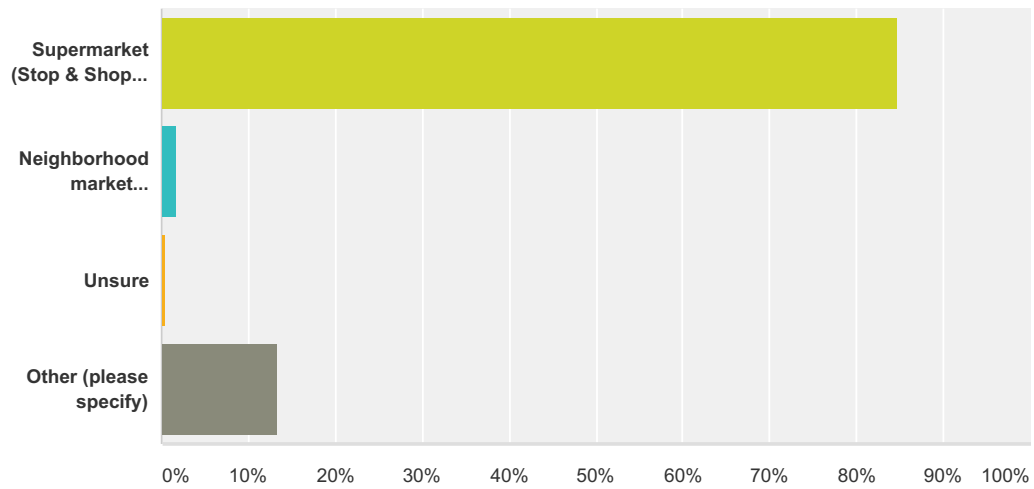
Answered: 426 Skipped: 101



	1	2	3	4	Total	Score
Taste is the most important factor	33.53% 114	33.82% 115	24.12% 82	8.53% 29	340	2.92
Cost is the most important factor	17.71% 62	30.29% 106	33.43% 117	18.57% 65	350	2.47
Ease of preparation is the most important factor	11.23% 41	14.52% 53	26.03% 95	48.22% 176	365	1.89
Meeting the nutritional needs of my family is the most important factor	42.38% 164	24.03% 93	15.76% 61	17.83% 69	387	2.91

Q2 Where do you purchase the majority of your weekly food?

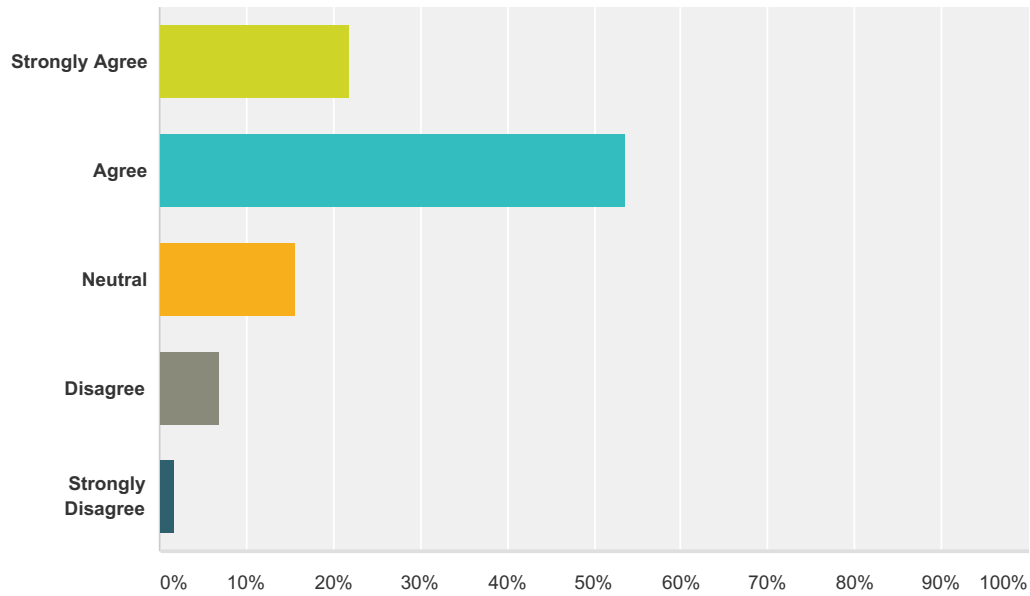
Answered: 510 Skipped: 17



Answer Choices	Responses
Supermarket (Stop & Shop, Seabra)	84.71% 432
Neighborhood market (Goglia's, Azorean Butcher Shop, etc.)	1.57% 8
Unsure	0.39% 2
Other (please specify)	13.33% 68
Total	510

Q3 Do you think food stores in Bristol carry a variety of fresh vegetables and fruits of acceptable quality? Note: Food stores are stores that predominantly sell food, including grocery stores, supermarkets, ethnic and specialized markets, some corner stores, and some convenience stores.

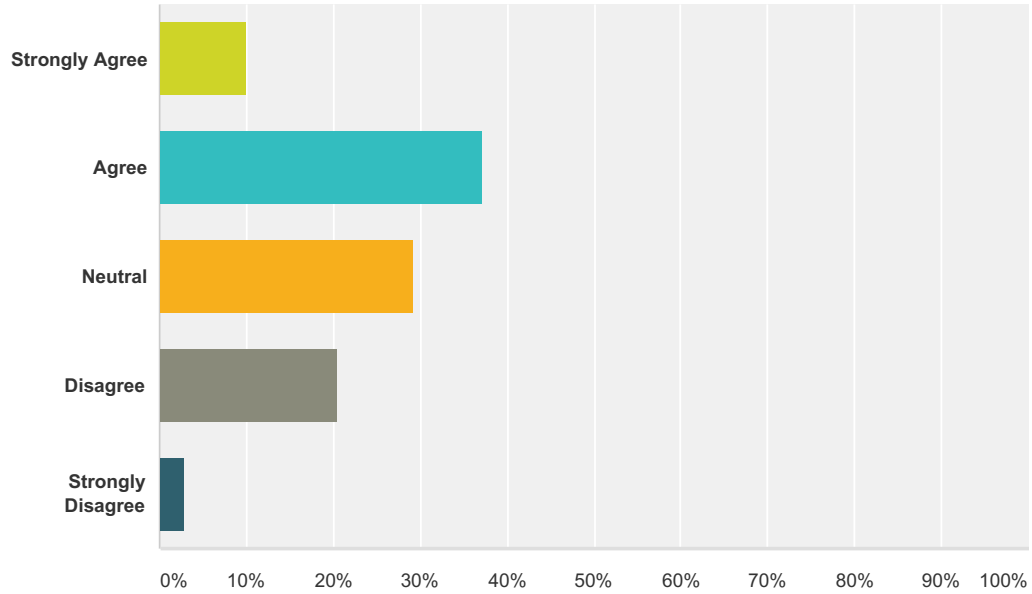
Answered: 514 Skipped: 13



Answer Choices	Responses	Count
Strongly Agree	21.98%	113
Agree	53.70%	276
Neutral	15.76%	81
Disagree	6.81%	35
Strongly Disagree	1.75%	9
Total		514

Q4 Do you think vegetables and fruits are available at comparable prices from other sources in Bristol such as farmer's markets, road side stands and community gardens?

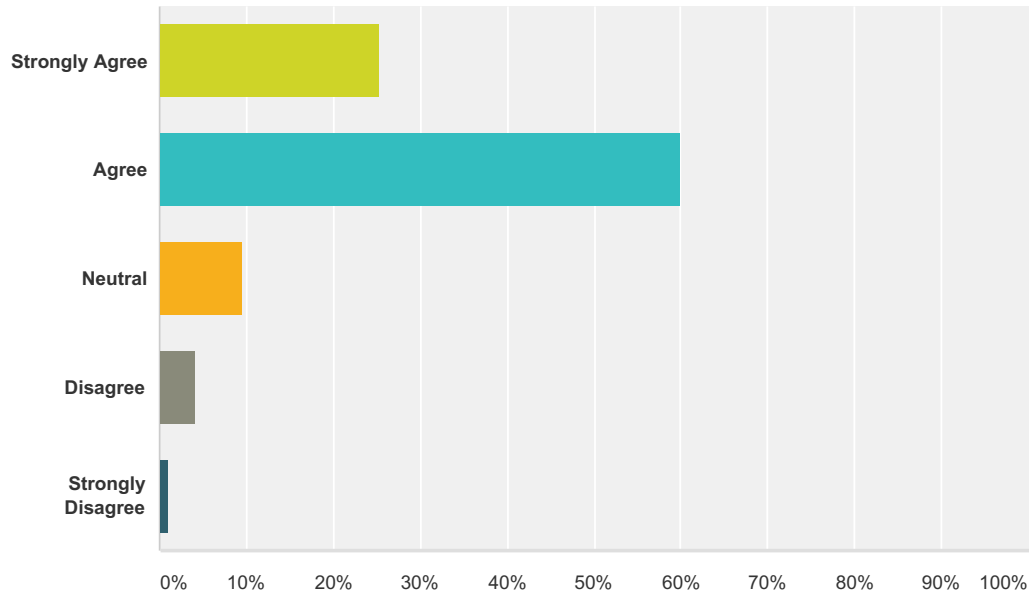
Answered: 505 Skipped: 22



Answer Choices	Responses	Count
Strongly Agree	10.10%	51
Agree	37.23%	188
Neutral	29.31%	148
Disagree	20.40%	103
Strongly Disagree	2.97%	15
Total		505

Q5 Do you think healthy food choices (e.g., fruits, vegetables, whole grain products, or lean meats) are available in food stores in Bristol?

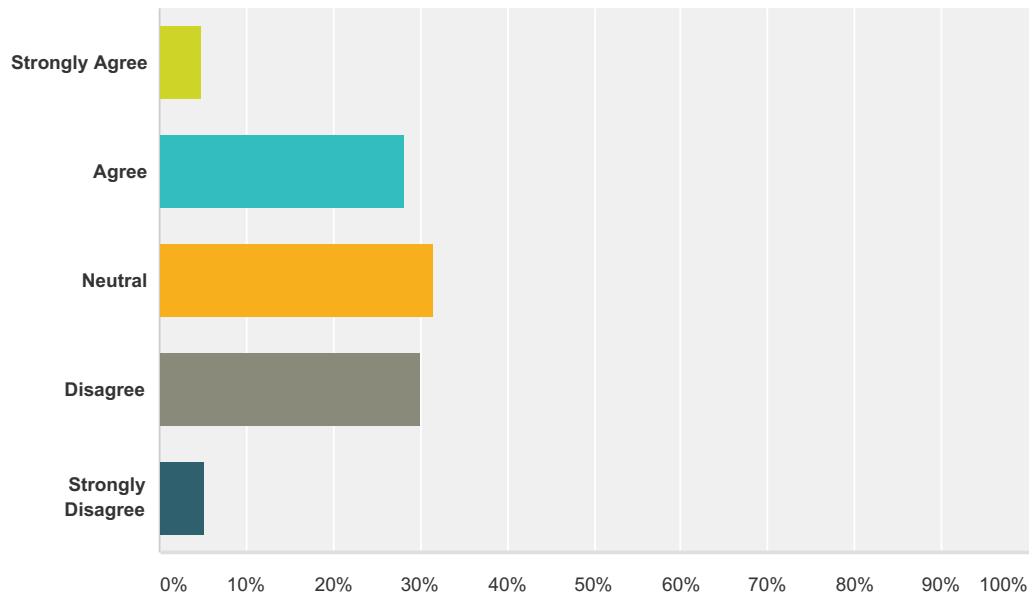
Answered: 507 Skipped: 20



Answer Choices	Responses	Count
Strongly Agree	25.25%	128
Agree	59.96%	304
Neutral	9.66%	49
Disagree	4.14%	21
Strongly Disagree	0.99%	5
Total		507

Q6 Do you think food stores in Bristol promote healthy eating by providing coupons or low price promotions for healthy foods and drinks (e.g., vegetables, fruits, water, low-fat milk) and signs to promote healthy foods?

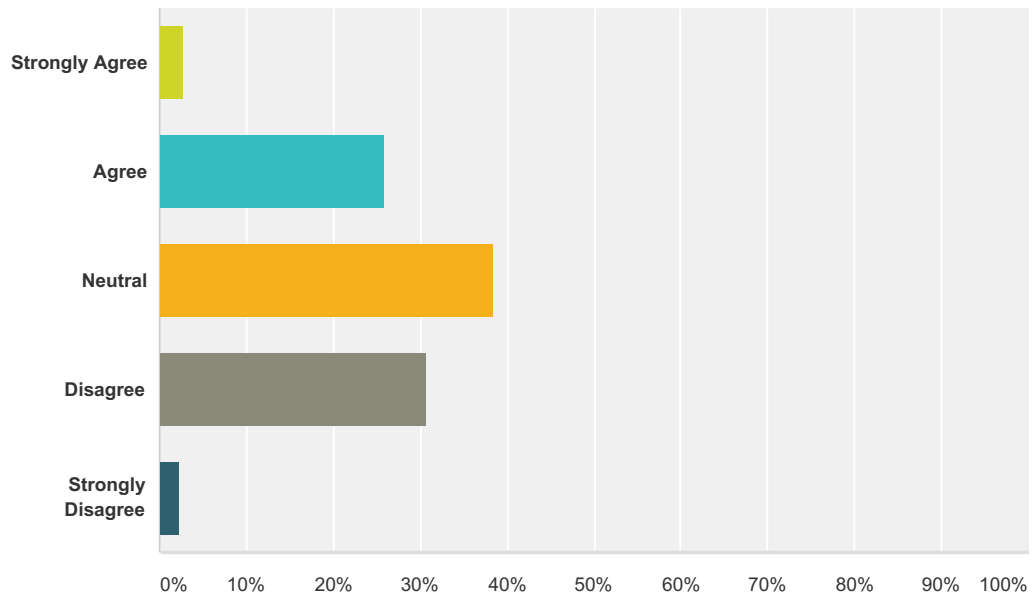
Answered: 513 Skipped: 14



Answer Choices	Responses
Strongly Agree	4.87% 25
Agree	28.27% 145
Neutral	31.58% 162
Disagree	30.02% 154
Strongly Disagree	5.26% 27
Total	513

Q7 Do you think restaurants in Bristol promote healthy eating (e.g., by providing nutrition information on the menu, identifying healthy menu options, serving moderate portions, and/or highlighting healthy foods)?

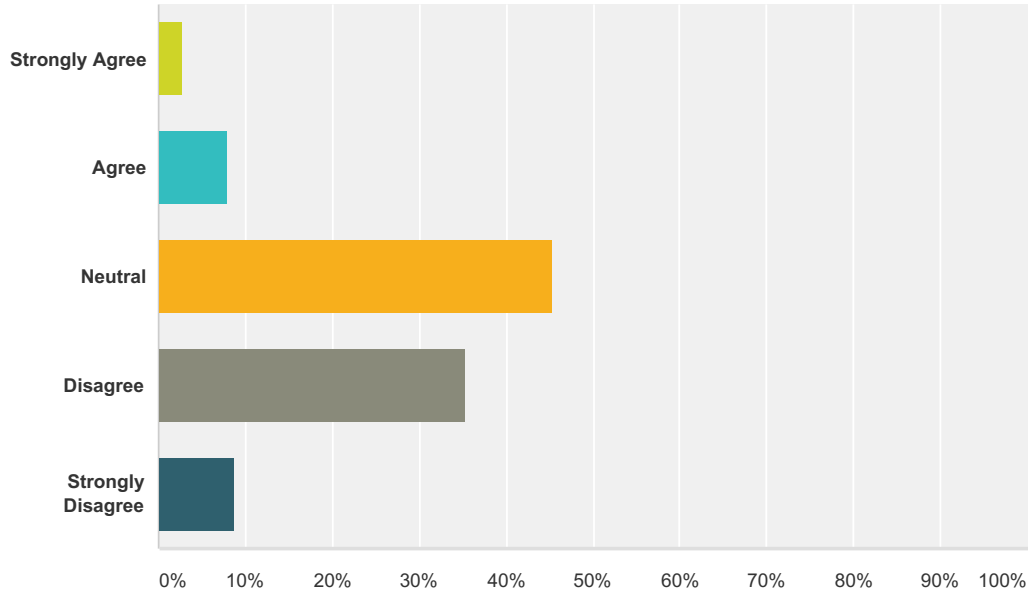
Answered: 511 Skipped: 16



Answer Choices	Responses
Strongly Agree	2.74% 14
Agree	25.83% 132
Neutral	38.36% 196
Disagree	30.72% 157
Strongly Disagree	2.35% 12
Total	511

Q8 If vending machines/concession stands are available at community parks in Bristol, do you think healthy food and beverage options are provided?

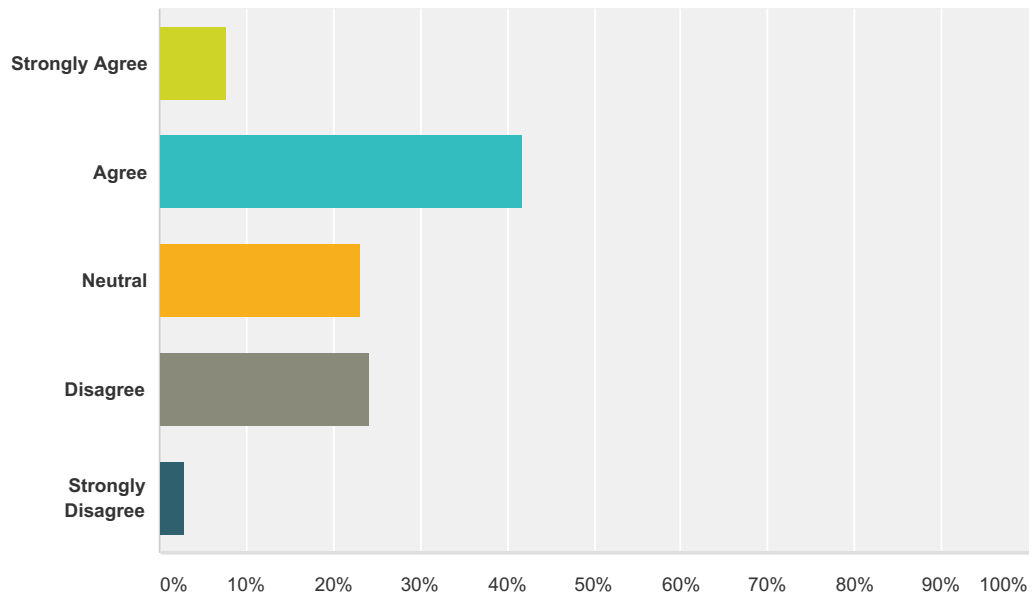
Answered: 508 Skipped: 19



Answer Choices	Responses	
Strongly Agree	2.76%	14
Agree	7.87%	40
Neutral	45.28%	230
Disagree	35.24%	179
Strongly Disagree	8.86%	45
Total		508

Q9 Do community parks in Bristol offer on-site gardens and/or farmer's markets?

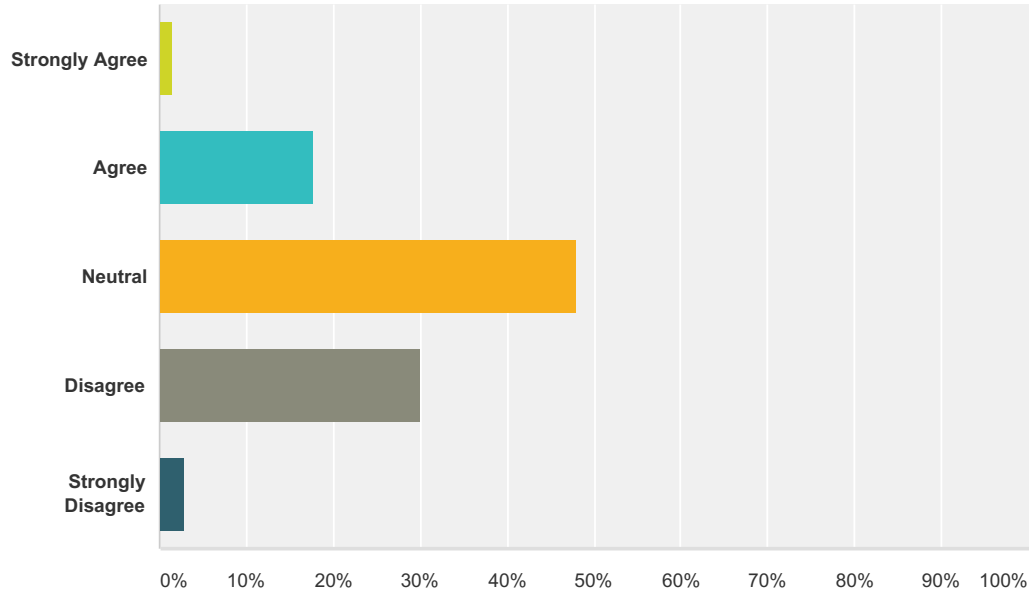
Answered: 500 Skipped: 27



Answer Choices	Responses
Strongly Agree	7.80% 39
Agree	41.80% 209
Neutral	23.20% 116
Disagree	24.20% 121
Strongly Disagree	3.00% 15
Total	500

Q10 At community meetings/events in Bristol, do you think healthy food and beverage options are provided?

Answered: 496 Skipped: 31



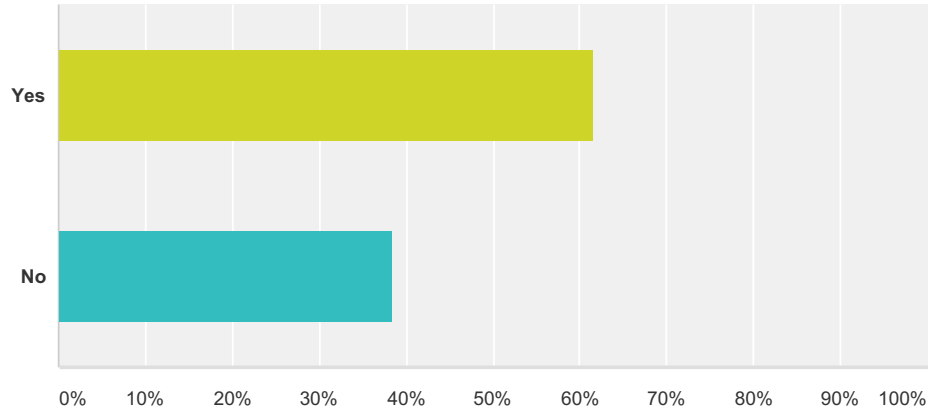
Answer Choices	Responses
Strongly Agree	1.41% 7
Agree	17.74% 88
Neutral	47.98% 238
Disagree	30.04% 149
Strongly Disagree	2.82% 14
Total	496

Q11 Are there other opportunities or barriers in Bristol to accessing healthy food and nutrition information that we should know about?

Answered: 131 Skipped: 396

Q12 Do you regularly participate in an exercise program during the week, and if so, what is it?

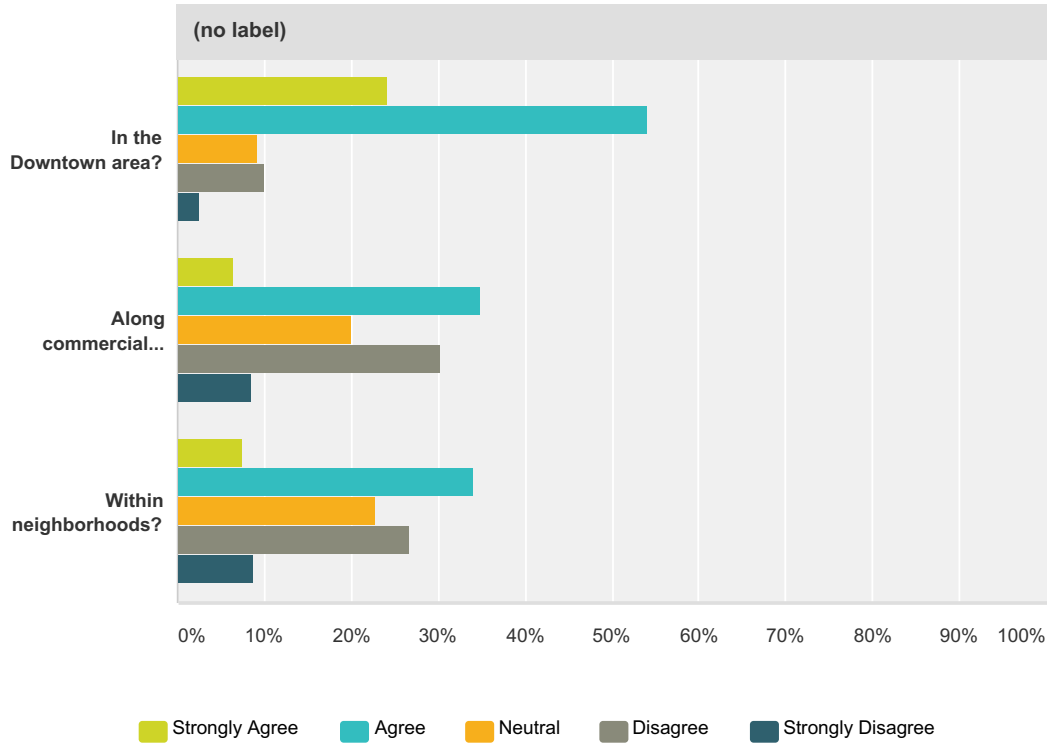
Answered: 493 Skipped: 34



Answer Choices	Responses
Yes	61.66% 304
No	38.34% 189
Total	493

Q13 Do you think Bristol has a system of well-maintained sidewalks and paths that allow for safe walking and biking in the following areas:

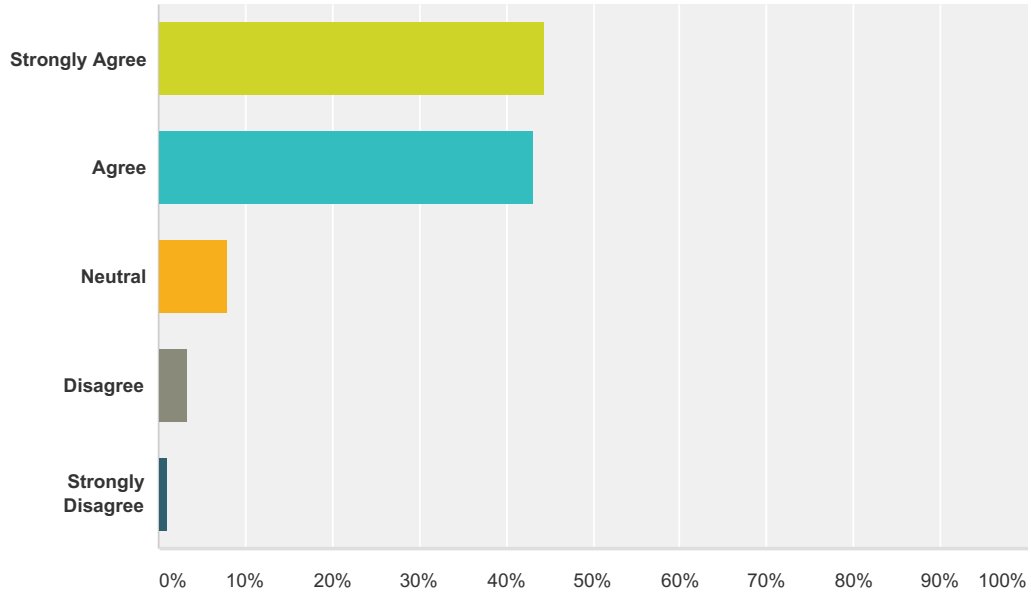
Answered: 500 Skipped: 27



(no label)						
	Strongly Agree	Agree	Neutral	Disagree	Strongly Disagree	Total
In the Downtown area?	24.14% 120	54.12% 269	9.26% 46	10.06% 50	2.41% 12	497
Along commercial areas?	6.38% 31	34.77% 169	19.96% 97	30.25% 147	8.64% 42	486
Within neighborhoods?	7.60% 37	34.09% 166	22.79% 111	26.69% 130	8.83% 43	487

Q14 Do you think public and/or private parks in Bristol are available and convenient to people of all income levels and all abilities?

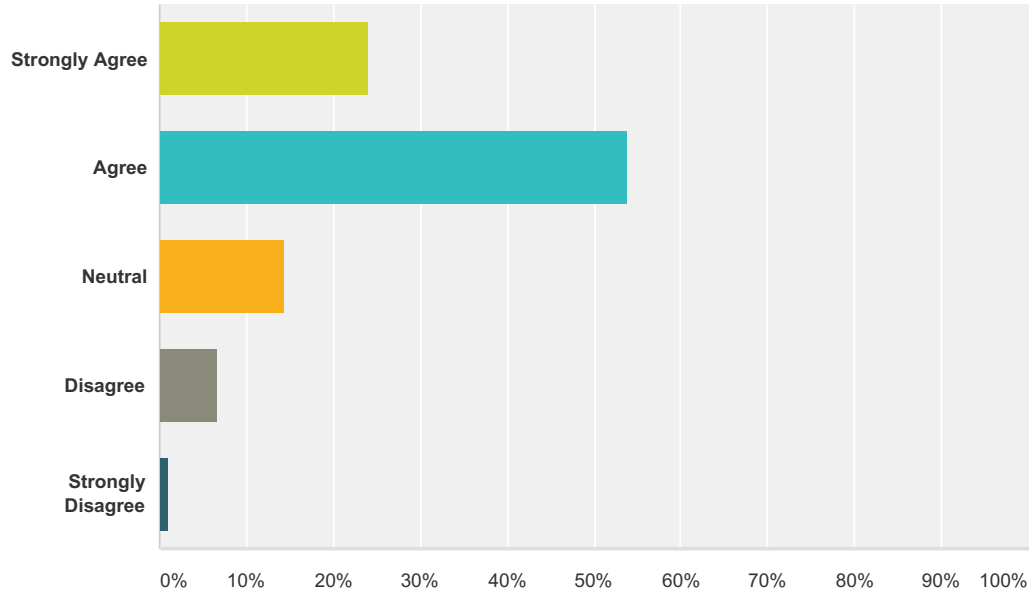
Answered: 504 Skipped: 23



Answer Choices	Responses
Strongly Agree	44.44% 224
Agree	43.25% 218
Neutral	7.94% 40
Disagree	3.37% 17
Strongly Disagree	0.99% 5
Total	504

Q15 Do you think people who walk or bike in Bristol feel safe and are unlikely to become victims of crime?

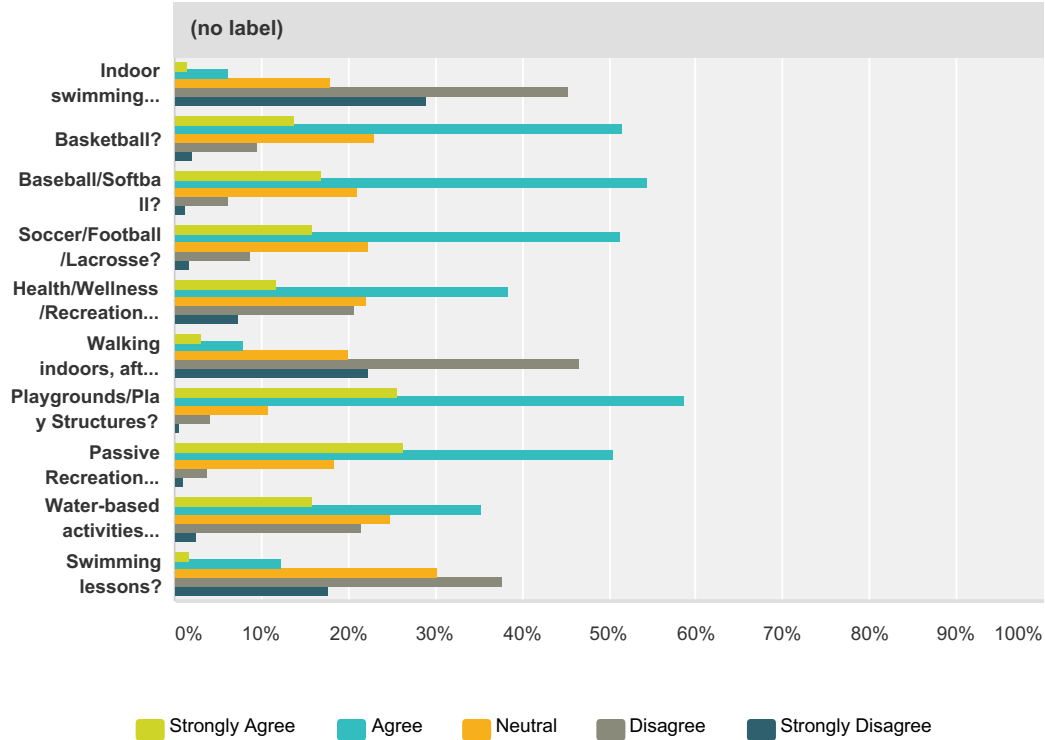
Answered: 494 Skipped: 33



Answer Choices	Responses	
Strongly Agree	24.09%	119
Agree	53.85%	266
Neutral	14.37%	71
Disagree	6.68%	33
Strongly Disagree	1.01%	5
Total		494

Q16 Do you think the Town of Bristol offers a variety of free/low-cost opportunities for the following:

Answered: 490 Skipped: 37



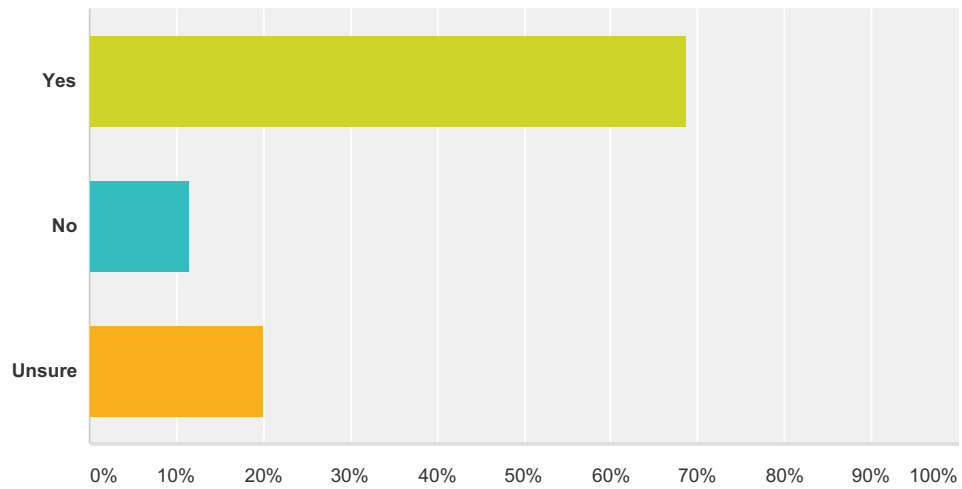
(no label)	Strongly Agree	Agree	Neutral	Disagree	Strongly Disagree	Total
Indoor swimming (includes therapeutic swimming)?	1.45% 7	6.21% 30	18.01% 87	45.34% 219	28.99% 140	483
Basketball?	13.73% 64	51.50% 240	22.96% 107	9.66% 45	2.15% 10	466
Baseball/Softball?	16.95% 79	54.51% 254	21.03% 98	6.22% 29	1.29% 6	466
Soccer/Football/Lacrosse?	15.85% 74	51.39% 240	22.27% 104	8.78% 41	1.71% 8	467
Health/Wellness/Recreation Center (e.g., Community Center, YMCA)?	11.67% 56	38.33% 184	22.08% 106	20.63% 99	7.29% 35	480
Walking indoors, after hours and during inclement weather?	3.16% 15	8.00% 38	20.00% 95	46.53% 221	22.32% 106	475
Playgrounds/Play Structures?	25.74% 122	58.65% 278	10.76% 51	4.22% 20	0.63% 3	474
Passive Recreation (e.g., Nature, Bird Watching)?	26.32% 125	50.53% 240	18.32% 87	3.79% 18	1.05% 5	475
Water-based activities (e.g., blue/kayak trails)?	15.81% 74	35.26% 165	24.79% 116	21.58% 101	2.56% 12	468

Bristol's Health Equity Zone (HEZ) Baseline Assessment of Health Needs in the Community

Swimming lessons?	<p>1.74% 8</p>	<p>12.36% 57</p>	<p>30.37% 140</p>	<p>37.74% 174</p>	<p>17.79% 82</p>	461
-------------------	---------------------------	-----------------------------	------------------------------	------------------------------	-----------------------------	-----

Q17 If the Town had a public, indoor swimming pool would you use it?

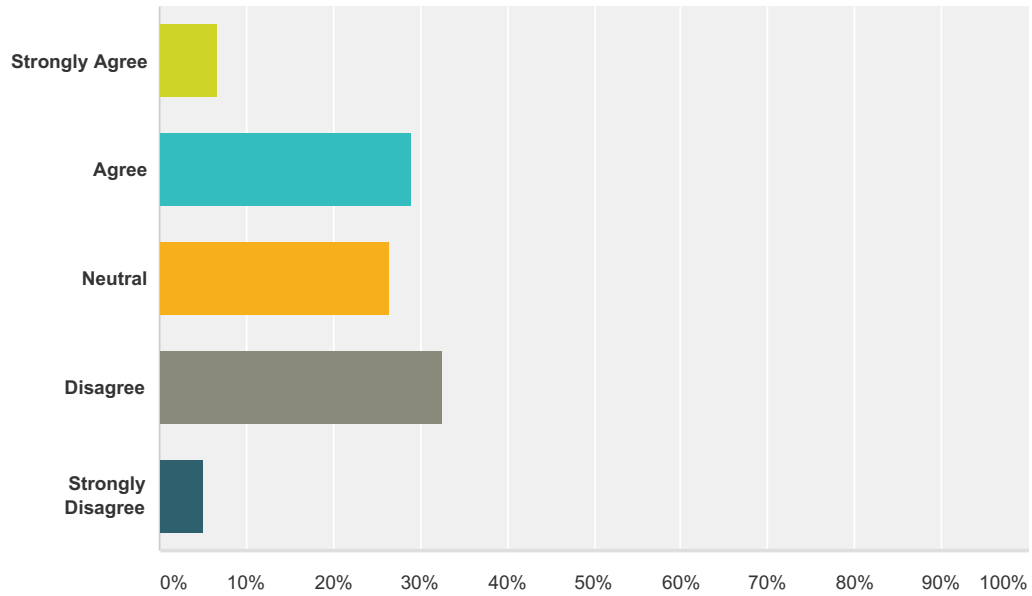
Answered: 500 Skipped: 27



Answer Choices	Responses
Yes	68.60% 343
No	11.40% 57
Unsure	20.00% 100
Total	500

Q18 Do you think the majority of the opportunities listed above are fully used by residents of all income levels and abilities in Bristol?

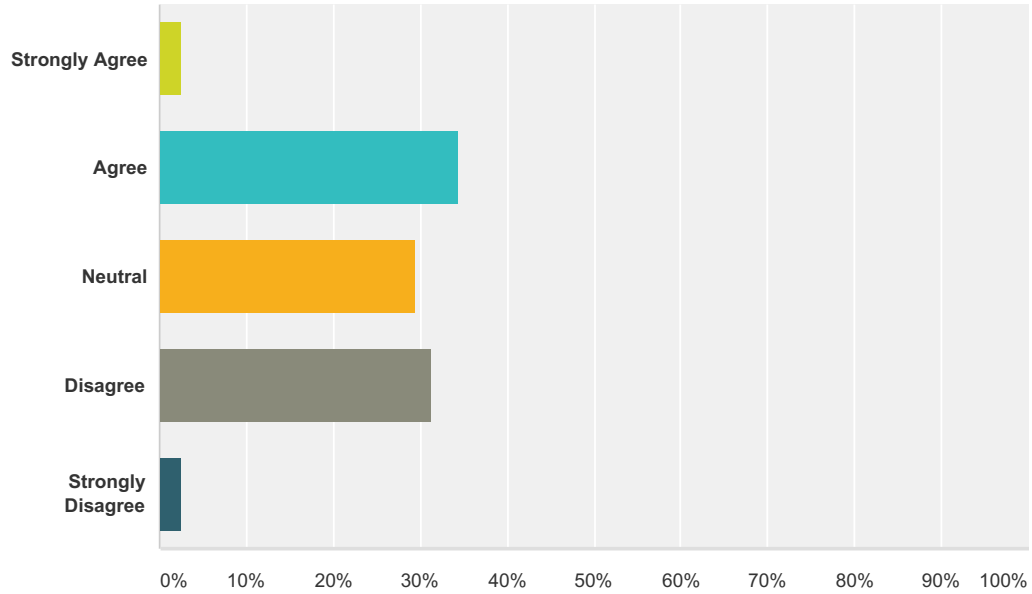
Answered: 490 Skipped: 37



Answer Choices	Responses
Strongly Agree	6.73% 33
Agree	28.98% 142
Neutral	26.53% 130
Disagree	32.65% 160
Strongly Disagree	5.10% 25
Total	490

Q19 Do you think the majority of the opportunities listed above are open year round?

Answered: 487 Skipped: 40



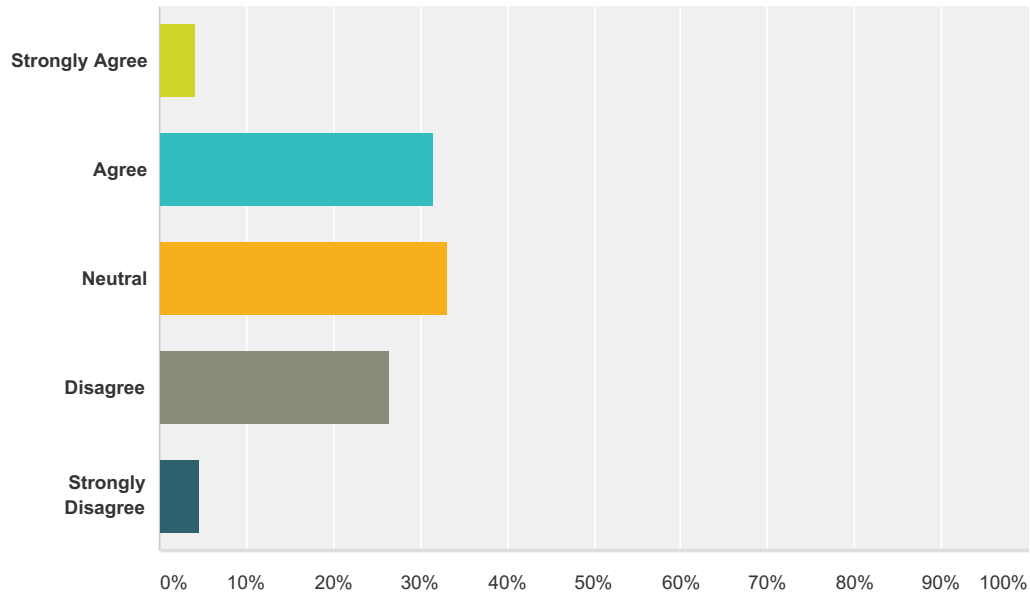
Answer Choices	Responses
Strongly Agree	2.46% 12
Agree	34.50% 168
Neutral	29.36% 143
Disagree	31.21% 152
Strongly Disagree	2.46% 12
Total	487

Q20 Are there other opportunities for physical activity in Bristol we should know about?

Answered: 111 Skipped: 416

Q21 Do you think Bristol is developing new and/or redeveloping existing roads to improve opportunities for walking and biking (e.g., sidewalks, crosswalks/crossing signals, bike lanes)?

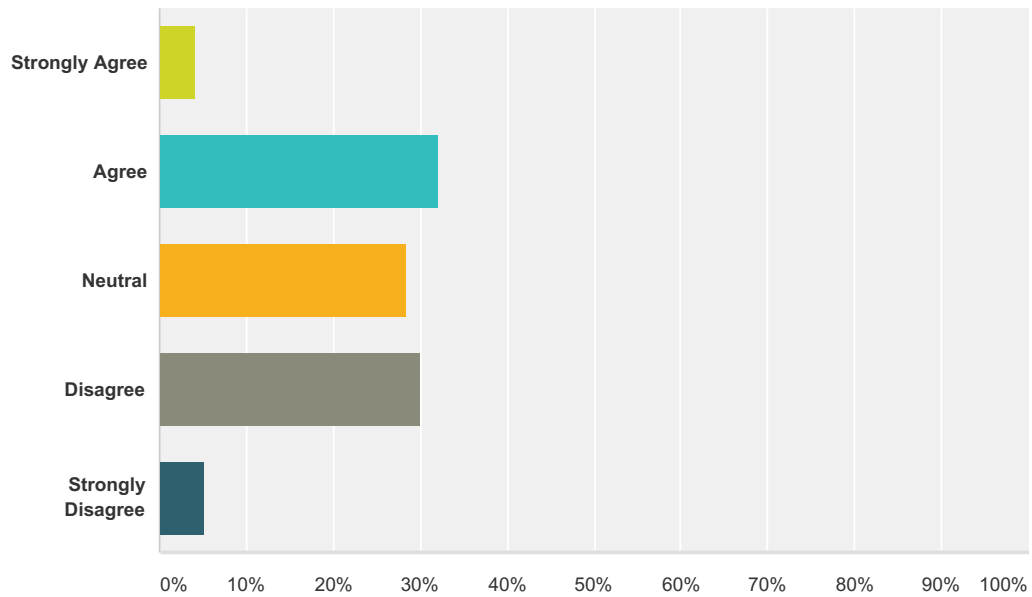
Answered: 476 Skipped: 51



Answer Choices	Responses
Strongly Agree	4.20% 20
Agree	31.51% 150
Neutral	33.19% 158
Disagree	26.47% 126
Strongly Disagree	4.62% 22
Total	476

Q22 Do you think schools and businesses in Bristol encourage walking and/or biking by providing certain amenities for walkers and/or bikers (e.g., bike racks, safe approaches to buildings, resting/sheltered areas)?

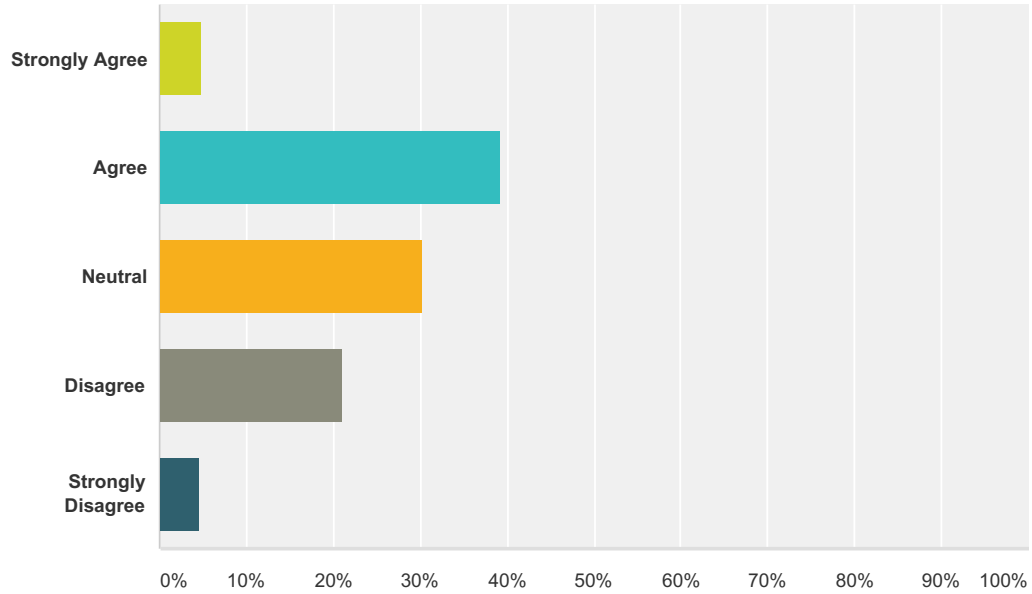
Answered: 468 Skipped: 59



Answer Choices	Responses
Strongly Agree	4.27% 20
Agree	32.05% 150
Neutral	28.42% 133
Disagree	30.13% 141
Strongly Disagree	5.13% 24
Total	468

Q23 Do you think walking and biking routes in Bristol are accessible to people with disabilities?

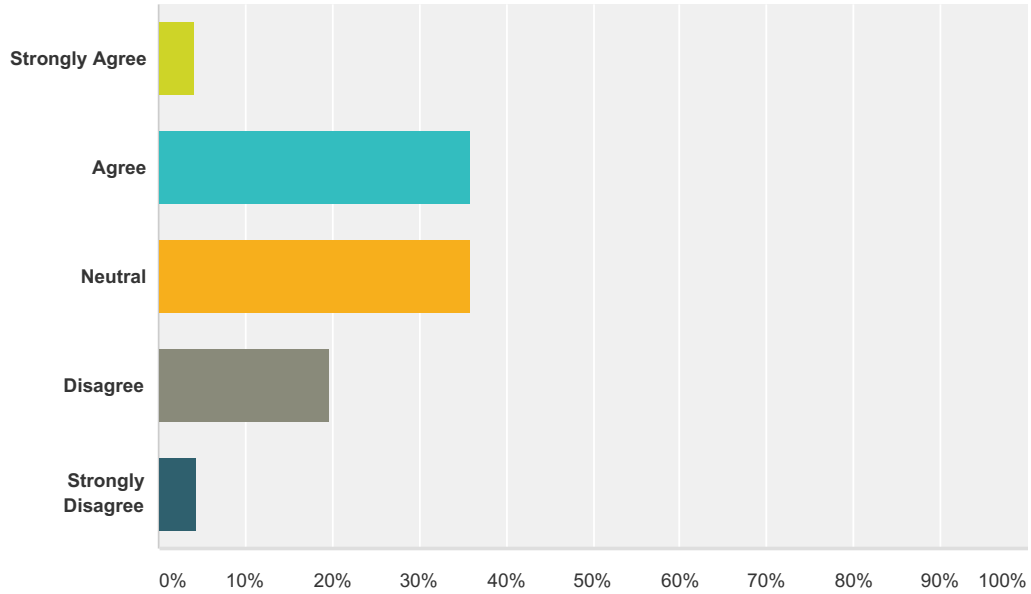
Answered: 476 Skipped: 51



Answer Choices	Responses	
Strongly Agree	4.83%	23
Agree	39.29%	187
Neutral	30.25%	144
Disagree	21.01%	100
Strongly Disagree	4.62%	22
Total		476

Q24 Do you think the Town of Bristol supports new developments that incorporate sidewalks, bike lanes, and recreational and/or open space components?

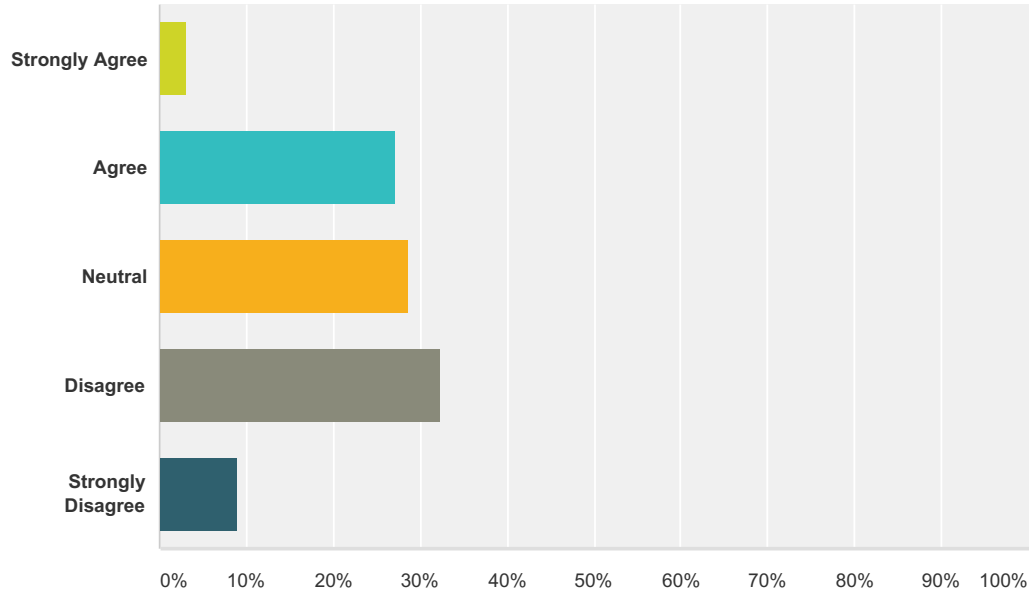
Answered: 464 Skipped: 63



Answer Choices	Responses
Strongly Agree	4.09% 19
Agree	35.99% 167
Neutral	35.99% 167
Disagree	19.61% 91
Strongly Disagree	4.31% 20
Total	464

Q25 Do you think all Bristol schools have safe walking and/or biking routes so students can walk and/or bike to school?

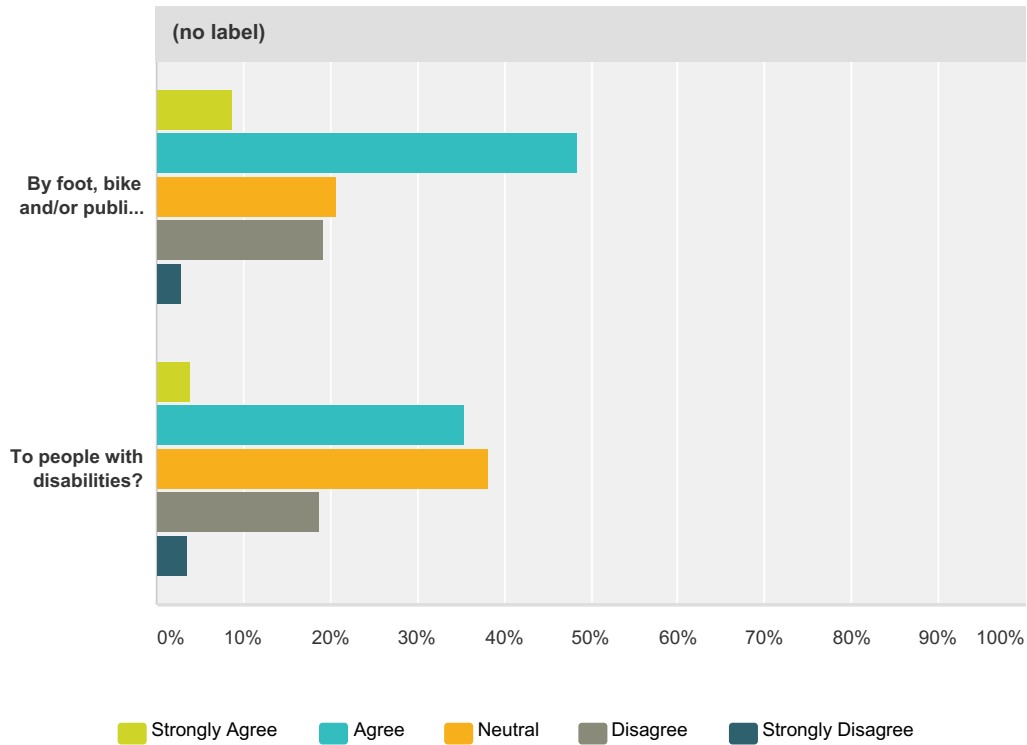
Answered: 473 Skipped: 54



Answer Choices	Responses	
Strongly Agree	3.17%	15
Agree	27.06%	128
Neutral	28.54%	135
Disagree	32.35%	153
Strongly Disagree	8.88%	42
Total		473

Q26 Do you think the food stores and restaurants in Bristol that offer healthy foods and menu options (e.g., fresh produce and vegetables, whole grain products, moderate portions, shared entrees) are easily accessible:

Answered: 479 Skipped: 48



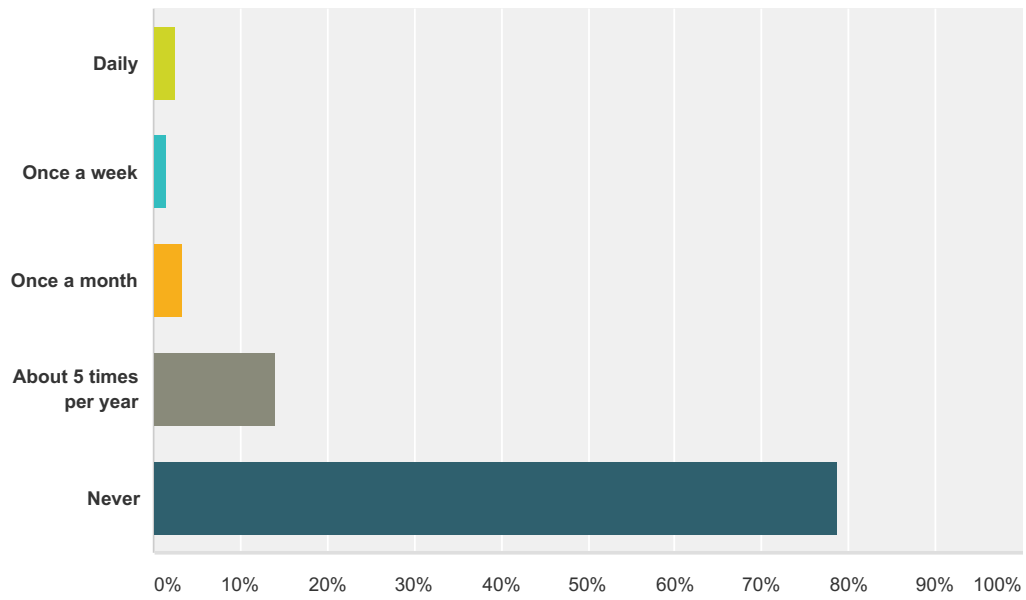
(no label)						
	Strongly Agree	Agree	Neutral	Disagree	Strongly Disagree	Total
By foot, bike and/or public transportation?	8.77% 42	48.43% 232	20.67% 99	19.21% 92	2.92% 14	479
To people with disabilities?	3.86% 18	35.41% 165	38.20% 178	18.88% 88	3.65% 17	466

Q27 Are there other issues or opportunities around how new development and redevelopment occurs in Bristol that can support and encourage walking, biking and accessing healthy foods?

Answered: 108 Skipped: 419

Q28 How often do you use RIPTA (Rhode Island Public Transit Authority) services?

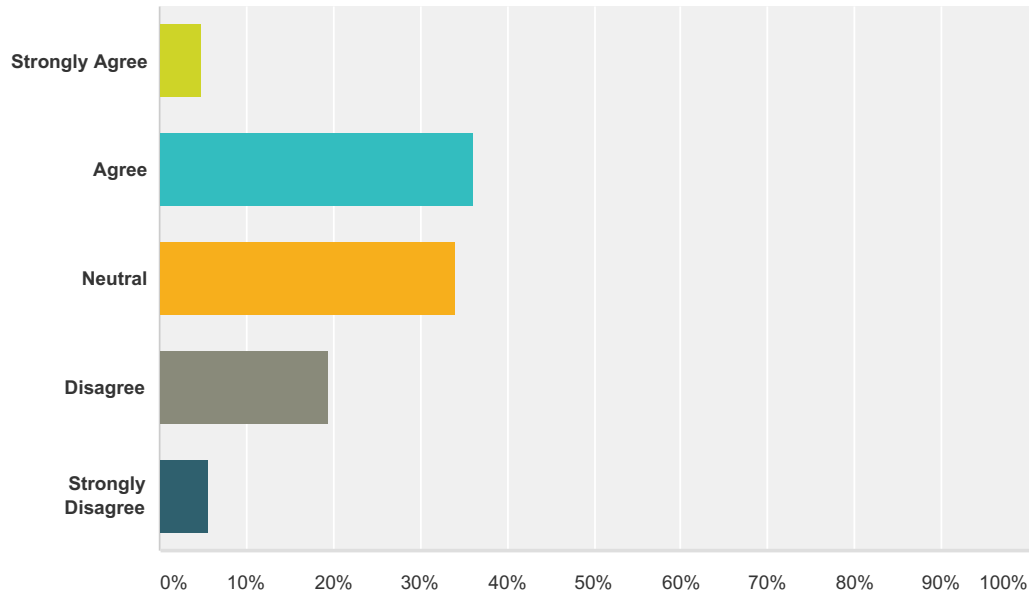
Answered: 486 Skipped: 41



Answer Choices	Responses	Count
Daily	2.47%	12
Once a week	1.44%	7
Once a month	3.29%	16
About 5 times per year	13.99%	68
Never	78.81%	383
Total		486

Q29 Do you think RIPTA serves the entire community and is easily accessible by walking/biking for regular commuting to work and local destinations?

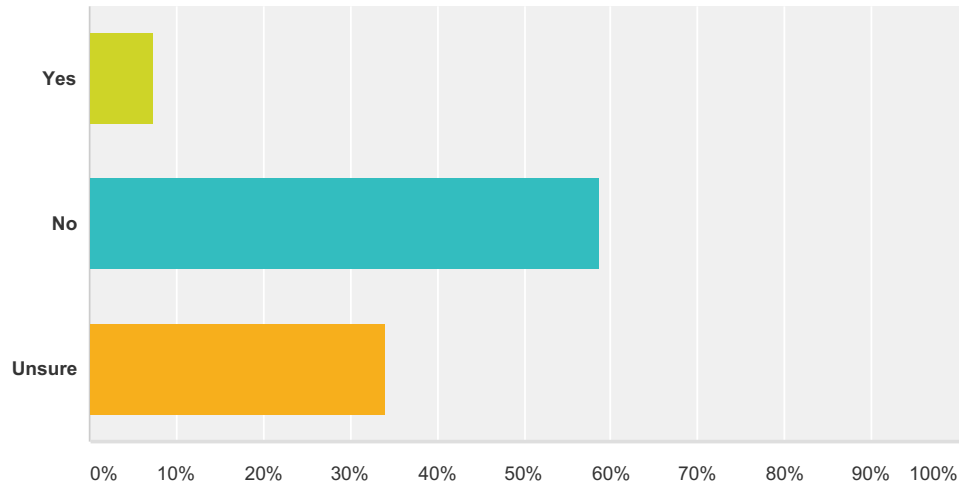
Answered: 464 Skipped: 63



Answer Choices	Responses
Strongly Agree	4.74% 22
Agree	36.21% 168
Neutral	34.05% 158
Disagree	19.40% 90
Strongly Disagree	5.60% 26
Total	464

Q30 Are you aware of any local groups in Bristol or the East Bay that work with officials to improve RIPTA options to recreation facilities, food stores, farmer's markets, community gardens, or medical/health care offices?

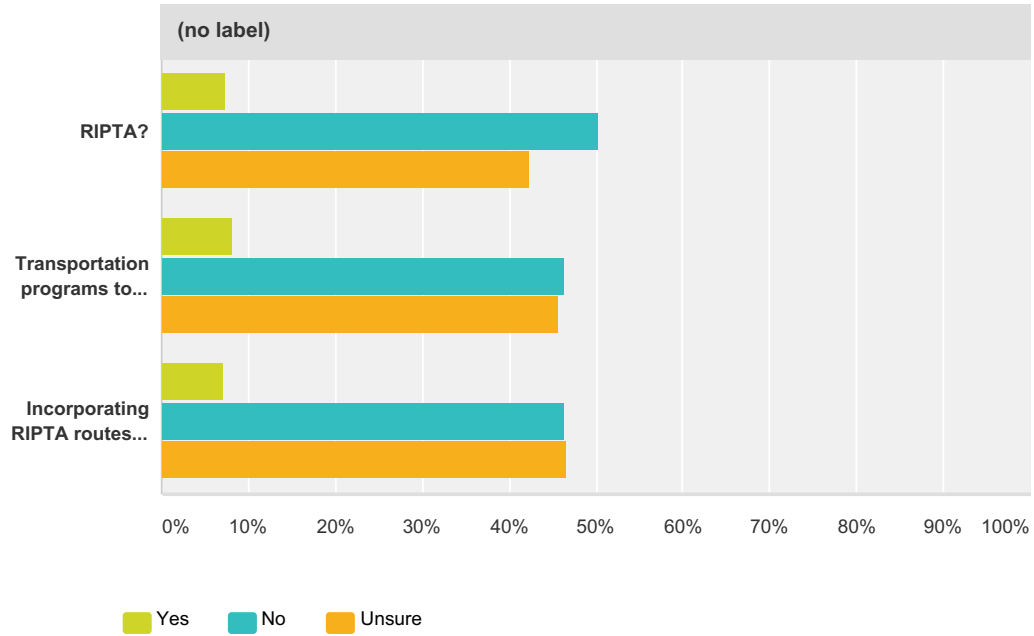
Answered: 462 Skipped: 65



Answer Choices	Responses
Yes	7.36% 34
No	58.66% 271
Unsure	33.98% 157
Total	462

Q31 Are you aware if Bristol has written guidelines or rules/policies related to the following:

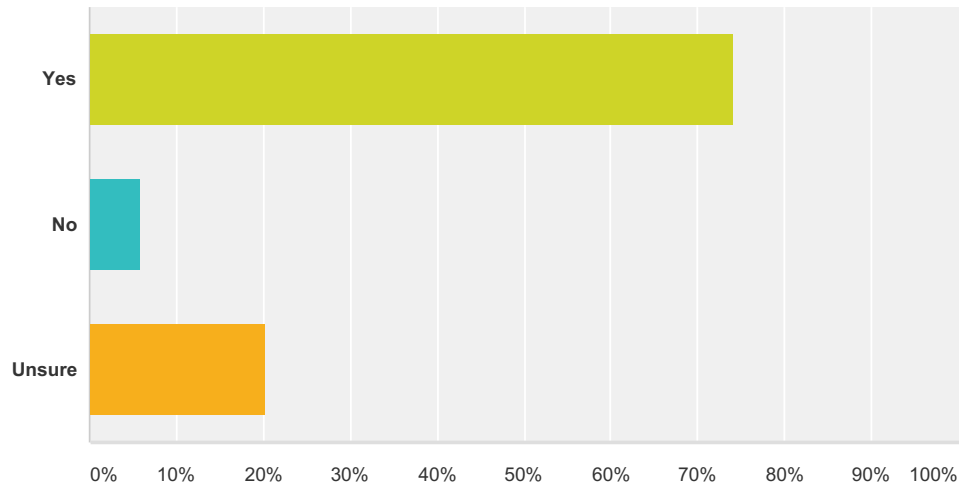
Answered: 456 Skipped: 71



(no label)				
	Yes	No	Unsure	Total
RIPTA?	7.35% 33	50.33% 226	42.32% 190	449
Transportation programs to improve access to existing recreation facilities, food stores, farmer's markets, and community gardens?	8.09% 36	46.29% 206	45.62% 203	445
Incorporating RIPTA routes or stops into new development or redevelopment projects?	7.13% 32	46.33% 208	46.55% 209	449

Q32 If there was an alternative, free/low-cost town-sponsored transportation system (e.g., trolley, van-pool services, dial-a-ride) in Bristol, do you think it would improve opportunities to better access medical facilities, schools, after-school recreation facilities, and retail areas, including stores/resources for healthy food?

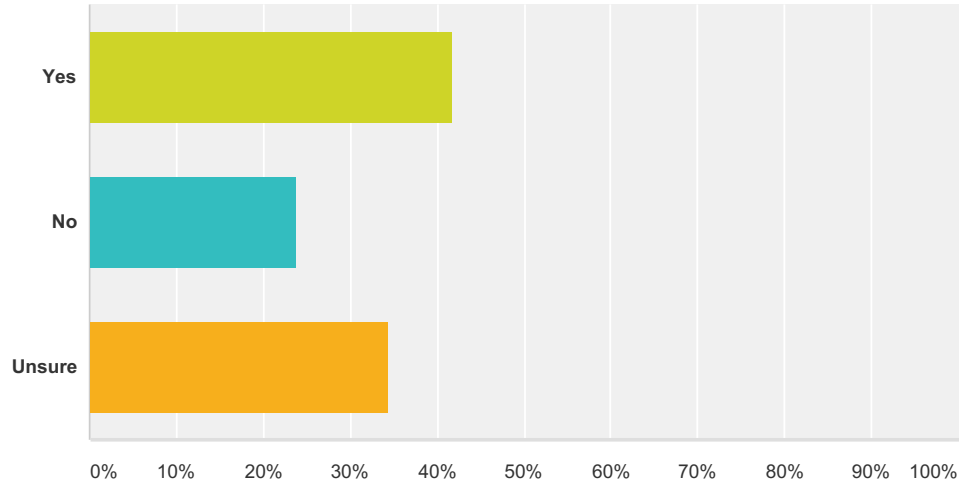
Answered: 470 Skipped: 57



Answer Choices	Responses
Yes	74.04% 348
No	5.74% 27
Unsure	20.21% 95
Total	470

Q33 If there was an alternative, free/low-cost town-sponsored transportation system (e.g., trolley, van-pool services, dial-a-ride) in Bristol, would you use it?

Answered: 479 Skipped: 48



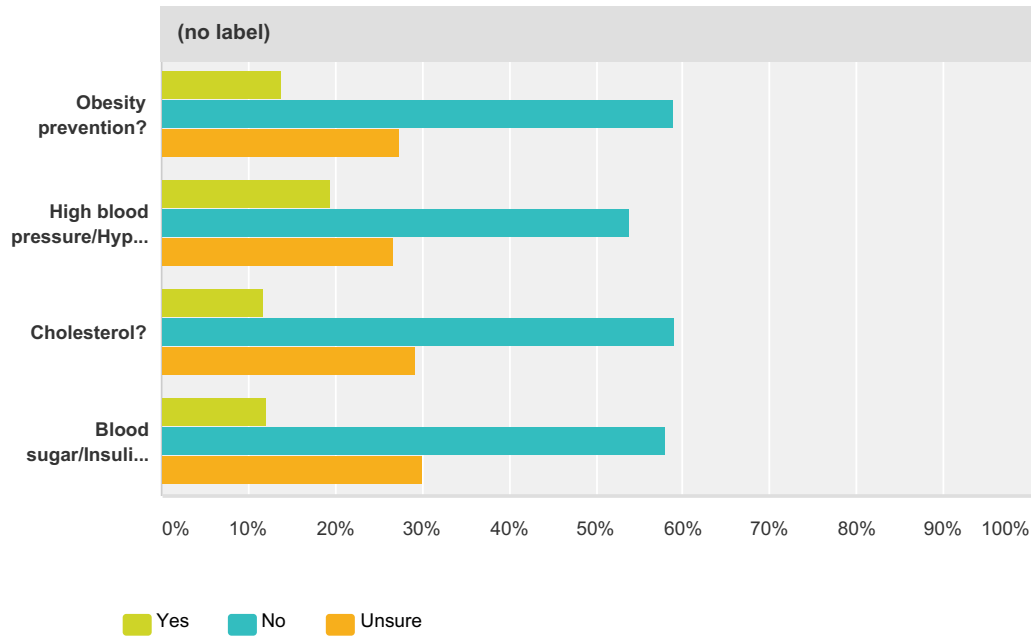
Answer Choices	Responses	
Yes	41.75%	200
No	23.80%	114
Unsure	34.45%	165
Total		479

Q34 Are there other RIPTA or public transportation issues or opportunities in Bristol we should know about?

Answered: 79 Skipped: 448

Q35 Are you aware of any services (routine screenings, partnerships) and/or educational opportunities (recognizing signs/symptoms) sponsored by the Town to address the importance of controlling the following:

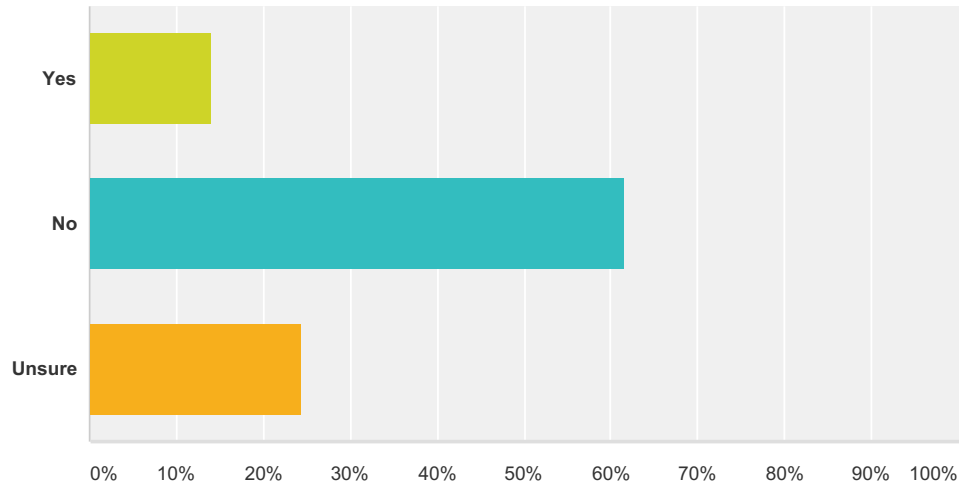
Answered: 460 Skipped: 67



(no label)				
	Yes	No	Unsure	Total
Obesity prevention?	13.76% 63	58.95% 270	27.29% 125	458
High blood pressure/Hypertension?	19.39% 89	53.81% 247	26.80% 123	459
Cholesterol?	11.65% 53	59.12% 269	29.23% 133	455
Blood sugar/Insulin levels?	12.04% 55	57.99% 265	29.98% 137	457

Q36 Are you aware of any chronic disease monitoring and/or preventative care programs (e.g., Weight Watchers for overweight/obese, diabetes prevention program, etc.) that Bristol provides to its residents?

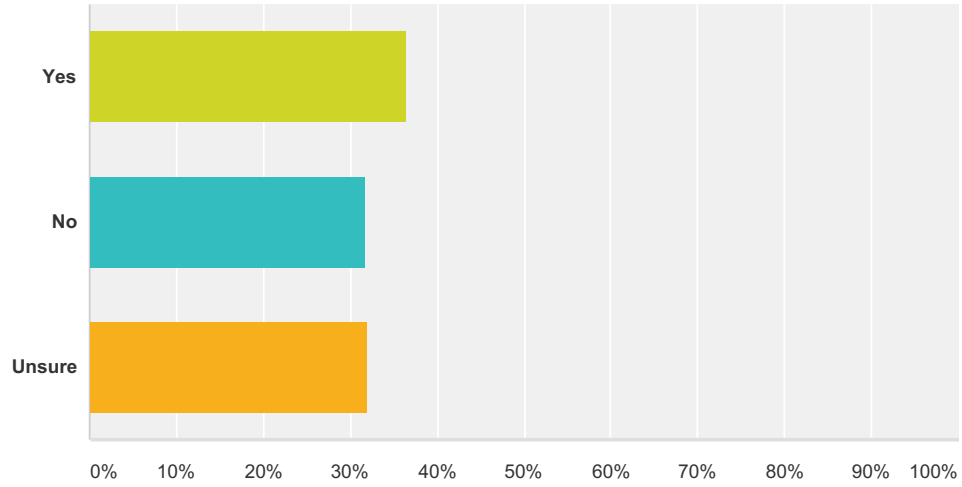
Answered: 445 Skipped: 82



Answer Choices	Responses
Yes	13.93% 62
No	61.57% 274
Unsure	24.49% 109
Total	445

Q37 If the Town of Bristol offered self-management and/or education programs (blood sugar and/or high-blood pressure monitoring) at free/low-cost, would you participate ?

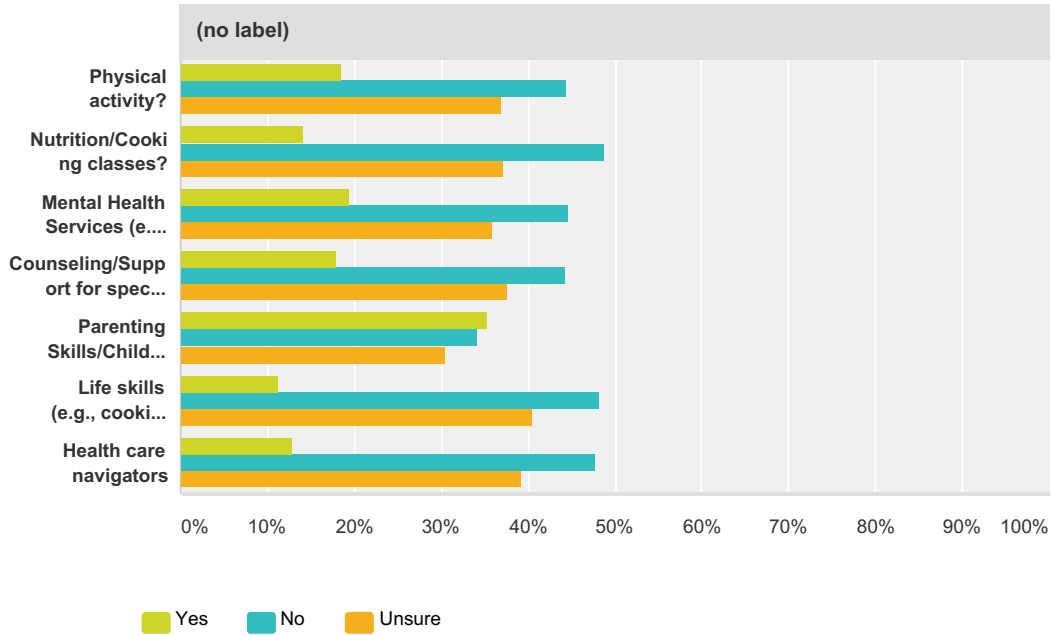
Answered: 455 Skipped: 72



Answer Choices	Responses
Yes	36.48% 166
No	31.65% 144
Unsure	31.87% 145
Total	455

Q38 Are you aware if health care, mental health care, and/or social service agencies in Bristol have a system to connect residents to community-based resources for the following:

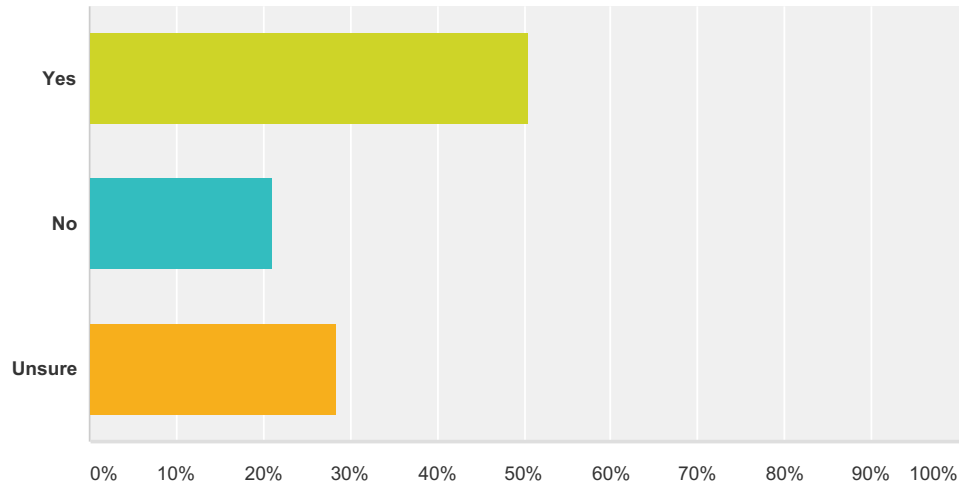
Answered: 450 Skipped: 77



(no label)				
	Yes	No	Unsure	Total
Physical activity?	18.53% 83	44.42% 199	37.05% 166	448
Nutrition/Cooking classes?	14.16% 63	48.76% 217	37.08% 165	445
Mental Health Services (e.g., Post Traumatic Stress Disorder, depression, social/emotional development)?	19.42% 87	44.64% 200	35.94% 161	448
Counseling/Support for special populations?	18.04% 81	44.32% 199	37.64% 169	449
Parenting Skills/Child Development information?	35.20% 157	34.30% 153	30.49% 136	446
Life skills (e.g., cooking, laundry, banking)?	11.24% 50	48.31% 215	40.45% 180	445
Health care navigators	13.00% 58	47.76% 213	39.24% 175	446

Q39 If the Town of Bristol offered free/low-cost educational programs on any of the above topics, would you be interested? If yes, please specify what topics listed in the above question might be of particular interest to you?

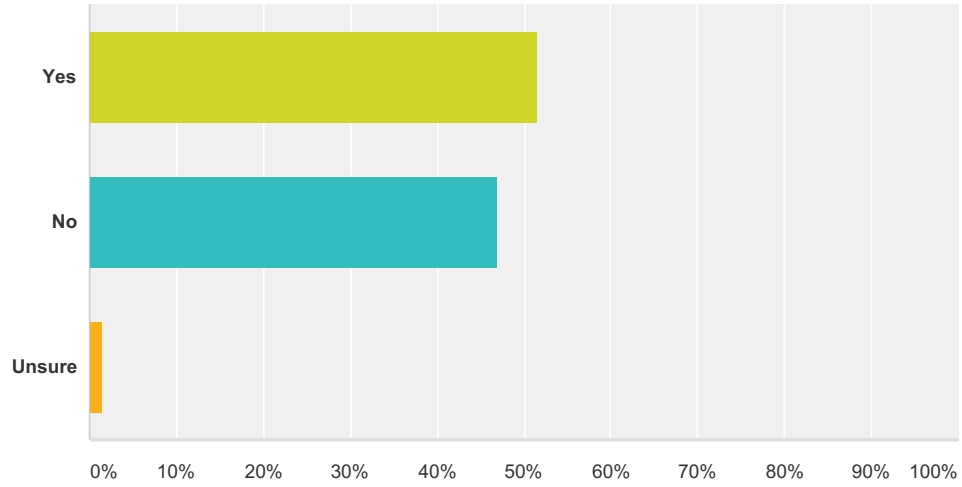
Answered: 457 Skipped: 70



Answer Choices	Responses
Yes	50.55% 231
No	21.01% 96
Unsure	28.45% 130
Total	457

Q40 Have you ever used alternative methods for treatment and/or support (e.g., yoga, reiki, meditation/empowerment, stress management services)?

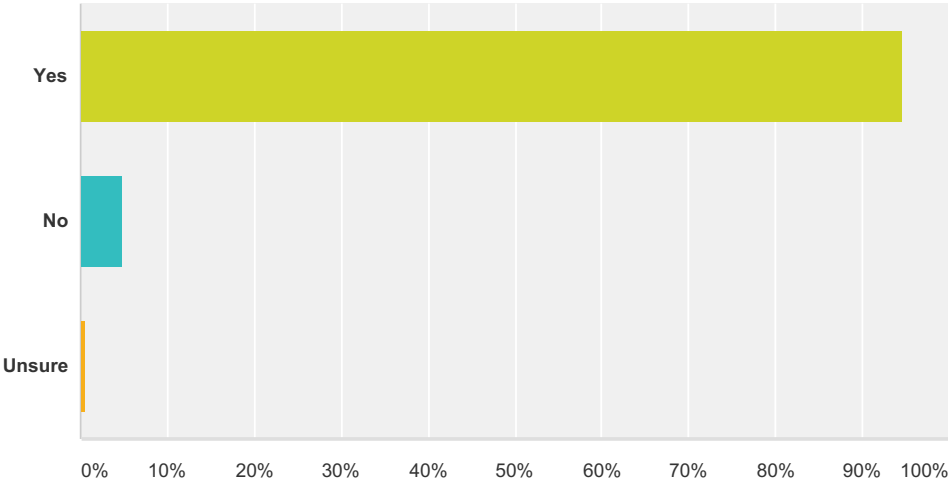
Answered: 465 Skipped: 62



Answer Choices	Responses
Yes	51.61% 240
No	46.88% 218
Unsure	1.51% 7
Total	465

Q41 Do you have one doctor you consider as your primary care physician?

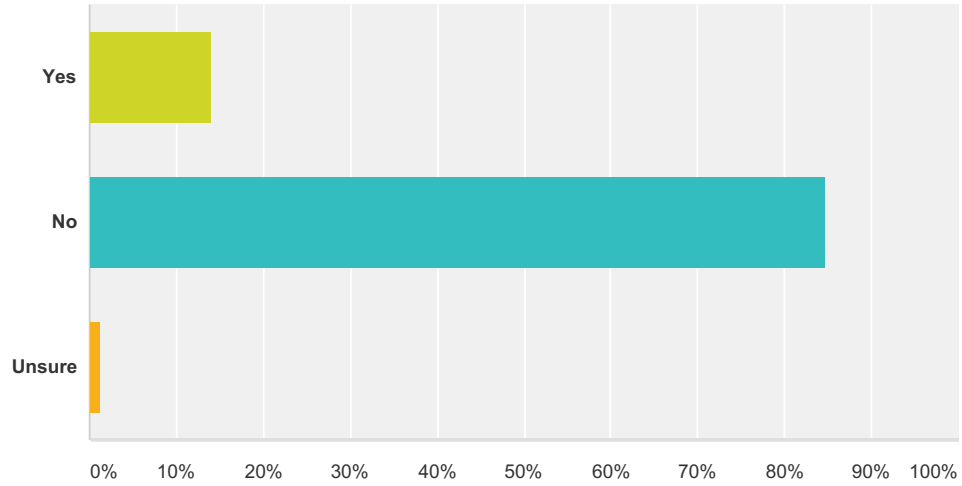
Answered: 467 Skipped: 60



Answer Choices	Responses
Yes	94.65% 442
No	4.71% 22
Unsure	0.64% 3
Total	467

Q42 Was there a time in the last 12 months that you needed to see a doctor but could not do so because it was too expensive?

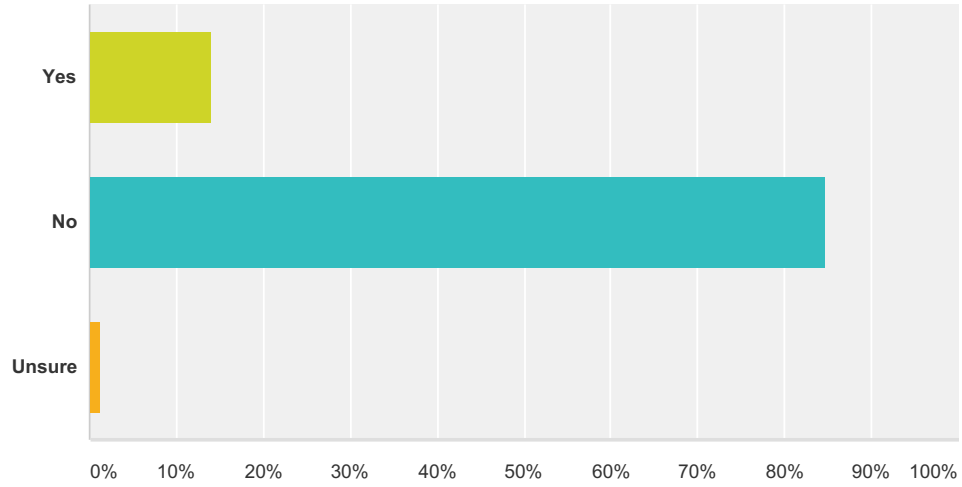
Answered: 467 Skipped: 60



Answer Choices	Responses
Yes	13.92% 65
No	84.80% 396
Unsure	1.28% 6
Total	467

Q43 Was there a time in the last 12 months that you needed prescription medication but did not obtain it because it was too expensive?

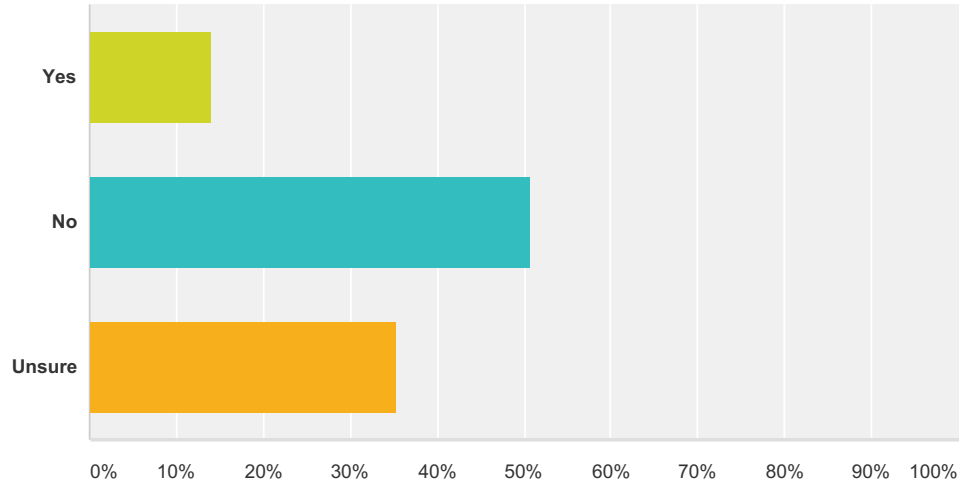
Answered: 458 Skipped: 69



Answer Choices	Responses	
Yes	13.97%	64
No	84.72%	388
Unsure	1.31%	6
Total		458

Q44 Are you aware if health centers in Bristol are using provider care teams (e.g., medical home, patient-centered health clinic) that cross service specialties?

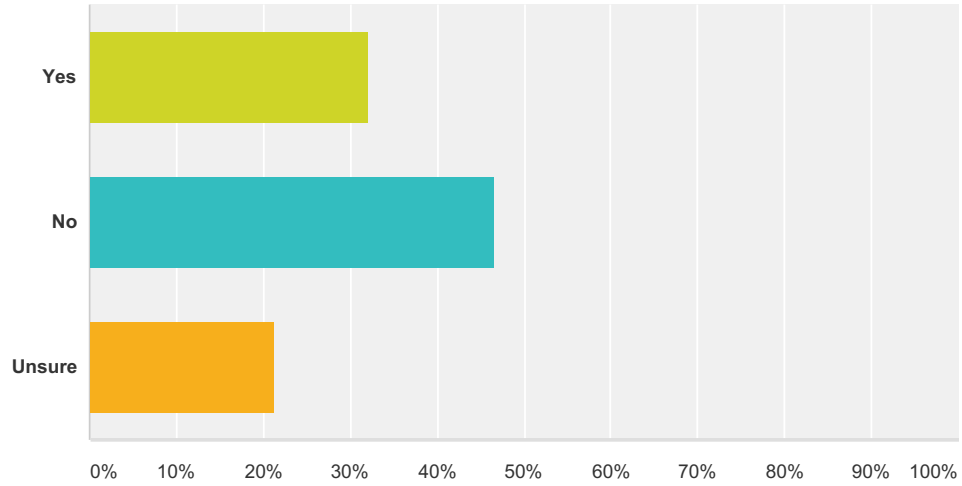
Answered: 448 Skipped: 79



Answer Choices	Responses	
Yes	14.06%	63
No	50.67%	227
Unsure	35.27%	158
Total		448

Q45 Are you aware of existing mental health centers (East Bay Center) that could provide free/low-cost services?

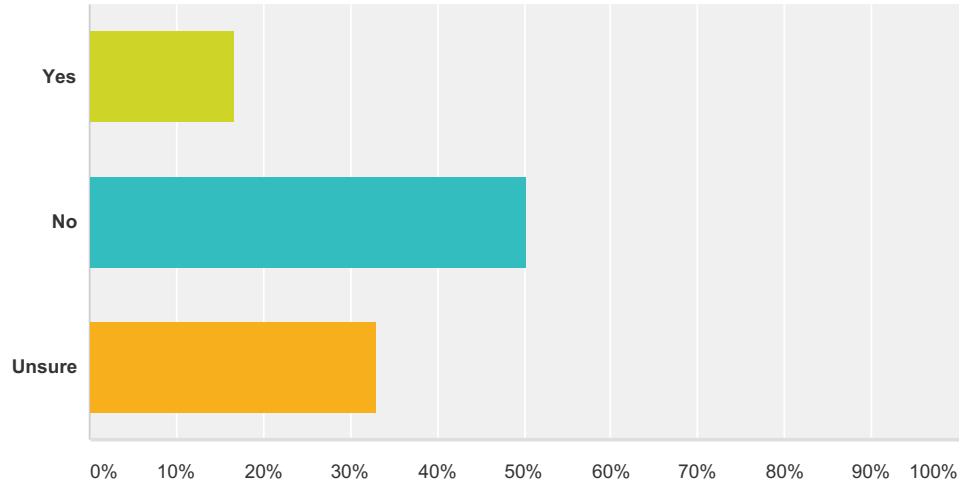
Answered: 454 Skipped: 73



Answer Choices	Responses
Yes	32.16% 146
No	46.48% 211
Unsure	21.37% 97
Total	454

Q46 Are you aware if health care and/or social service agencies in Bristol provide support and/or translation services to better understand health conditions and access health services?

Answered: 454 Skipped: 73



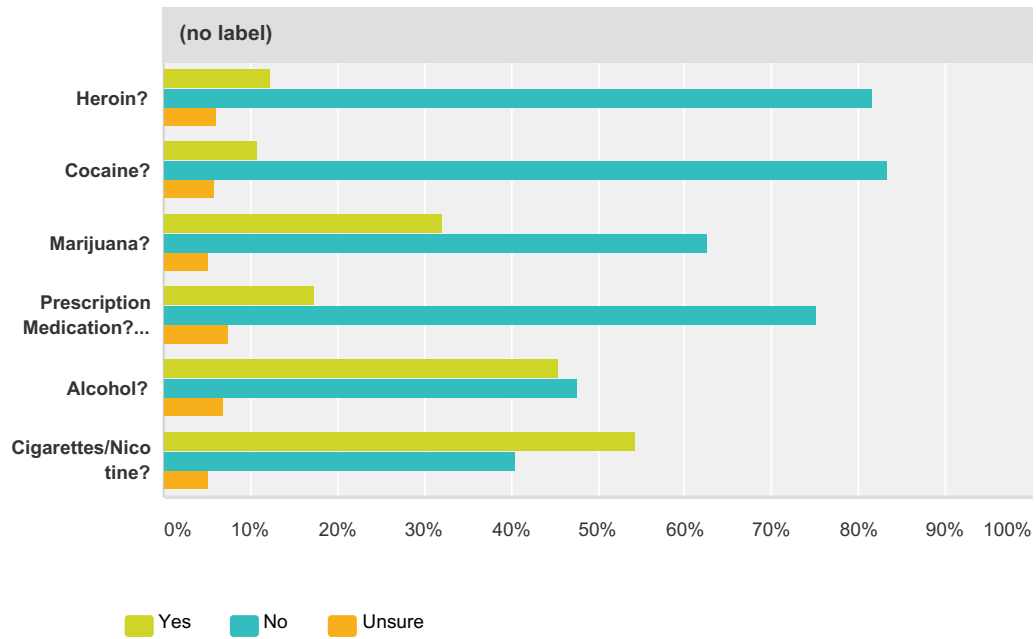
Answer Choices	Responses	Count
Yes	16.74%	76
No	50.22%	228
Unsure	33.04%	150
Total		454

Q47 Are there any other issues or opportunities around local health care services we should know about?

Answered: 39 Skipped: 488

Q48 Do you know someone in Bristol who has abused the following in the last 30 days?

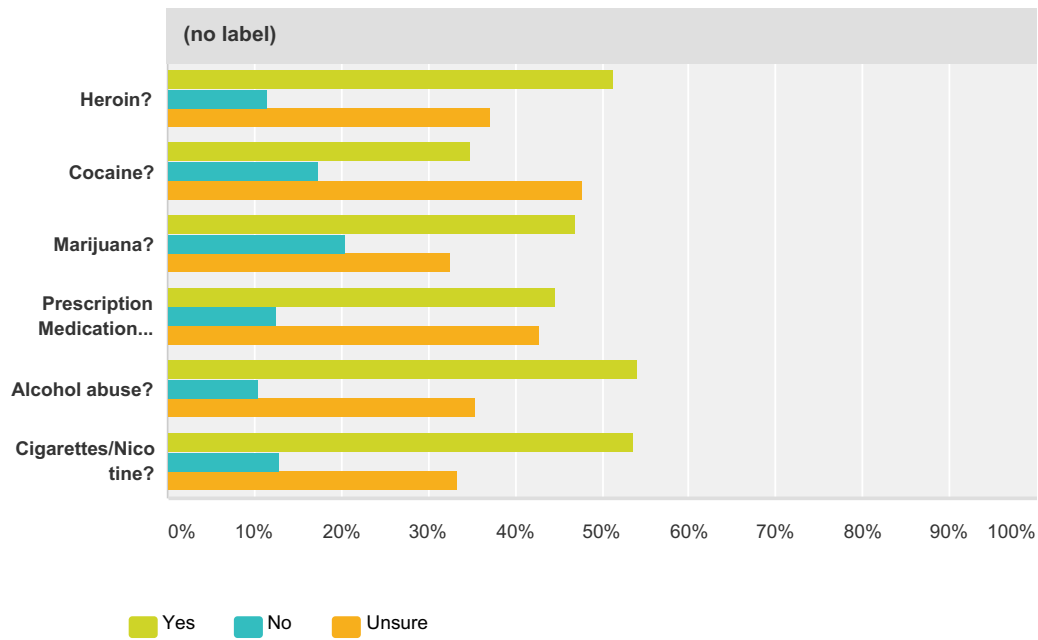
Answered: 454 Skipped: 73



(no label)				
	Yes	No	Unsure	Total
Heroin?	12.39% 56	81.64% 369	5.97% 27	452
Cocaine?	10.89% 49	83.33% 375	5.78% 26	450
Marijuana?	32.14% 144	62.72% 281	5.13% 23	448
Prescription Medication? (Not prescribed to them)	17.37% 78	75.06% 337	7.57% 34	449
Alcohol?	45.58% 206	47.57% 215	6.86% 31	452
Cigarettes/Nicotine?	54.36% 243	40.49% 181	5.15% 23	447

Q49 Do you think there is a problem in Bristol with the following?

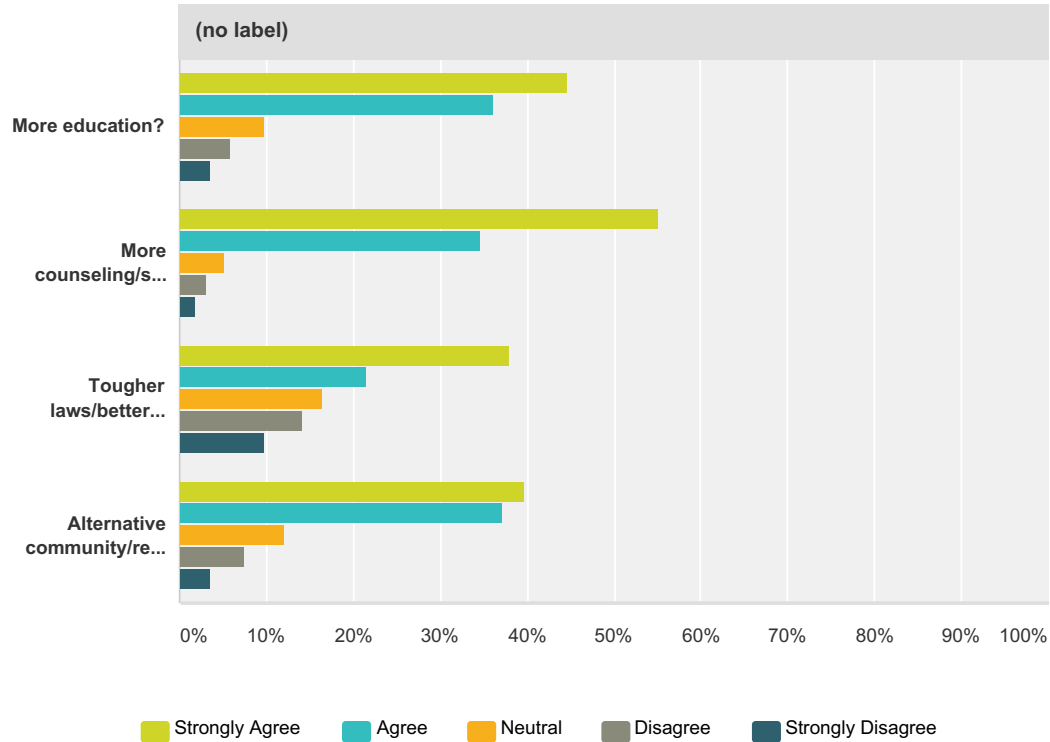
Answered: 453 Skipped: 74



(no label)				
	Yes	No	Unsure	Total
Heroin?	51.33% 232	11.50% 52	37.17% 168	452
Cocaine?	34.89% 157	17.33% 78	47.78% 215	450
Marijuana?	46.89% 211	20.44% 92	32.67% 147	450
Prescription Medication abuse?	44.77% 201	12.47% 56	42.76% 192	449
Alcohol abuse?	54.10% 244	10.42% 47	35.48% 160	451
Cigarettes/Nicotine?	53.69% 240	12.98% 58	33.33% 149	447

Q50 If you answered 'Yes' to any topics in the question above, how do you think the issue can be best addressed?

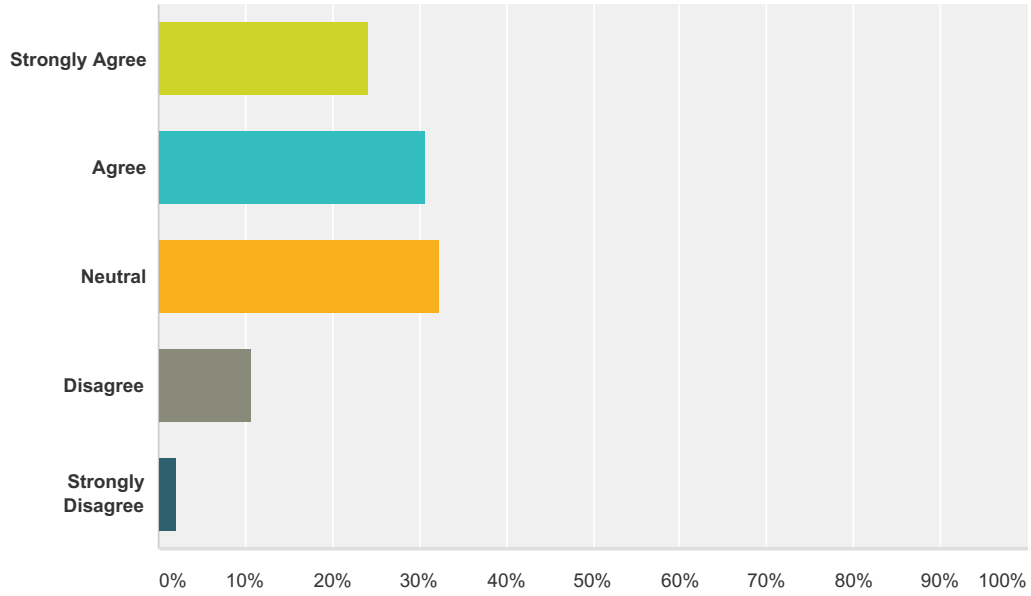
Answered: 368 Skipped: 159



(no label)						
	Strongly Agree	Agree	Neutral	Disagree	Strongly Disagree	Total
More education?	44.72% 161	36.11% 130	9.72% 35	5.83% 21	3.61% 13	360
More counseling/support?	55.10% 200	34.71% 126	5.23% 19	3.03% 11	1.93% 7	363
Tougher laws/better enforcement?	37.99% 136	21.51% 77	16.48% 59	14.25% 51	9.78% 35	358
Alternative community/recreational programming?	39.66% 142	37.15% 133	12.01% 43	7.54% 27	3.63% 13	358

Q51 Do you believe social media (e.g., internet, facebook, twitter) makes it easier to get drugs and alcohol?

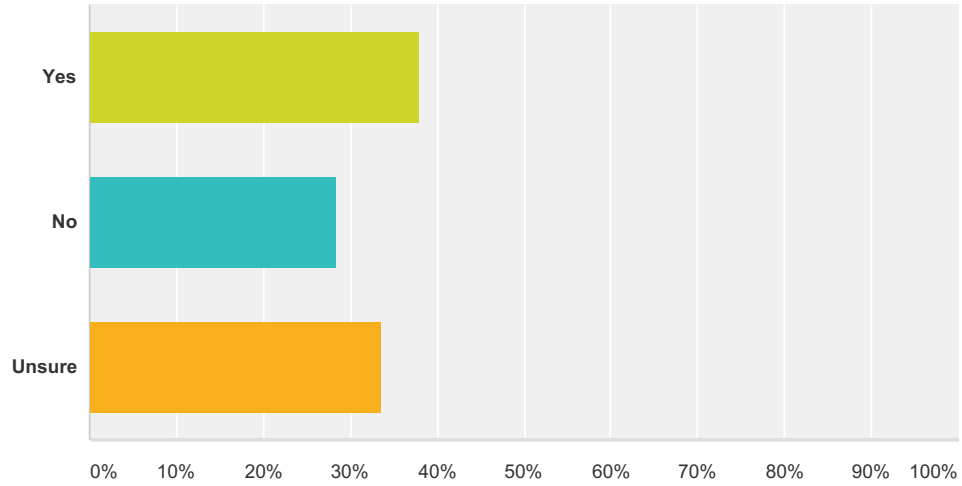
Answered: 426 Skipped: 101



Answer Choices	Responses	
Strongly Agree	24.18%	103
Agree	30.75%	131
Neutral	32.39%	138
Disagree	10.56%	45
Strongly Disagree	2.11%	9
Total		426

Q52 If there was an anonymous, community hotline you could call for support or to talk to someone, would you consider using it?

Answered: 440 Skipped: 87



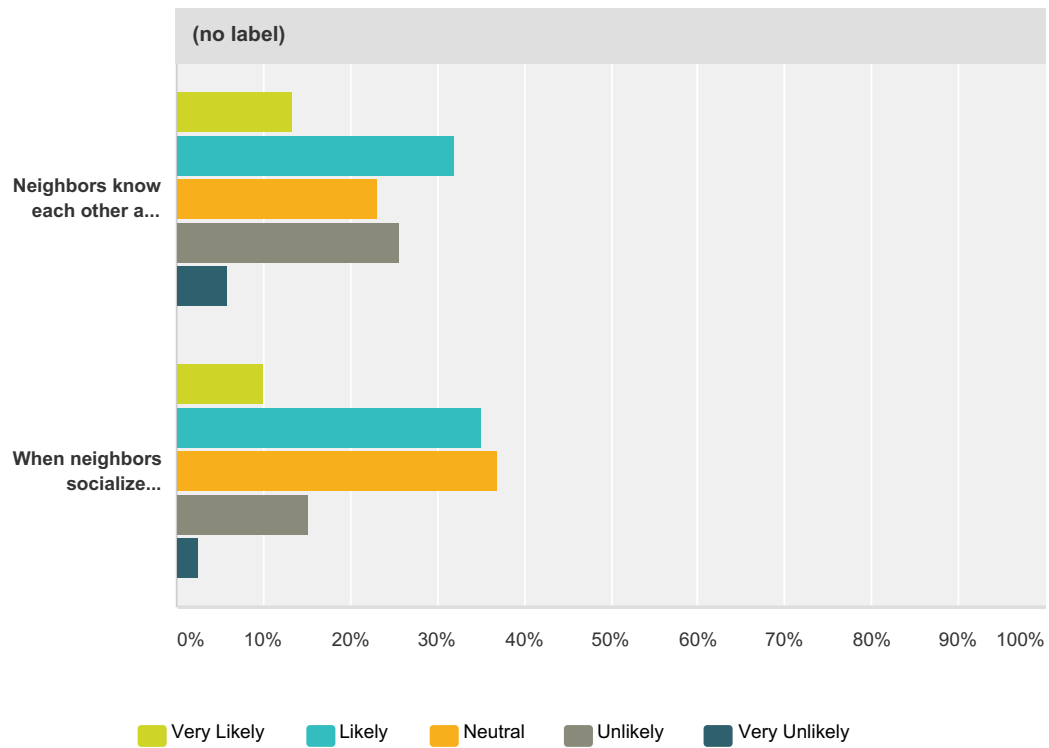
Answer Choices	Responses	
Yes	37.95%	167
No	28.41%	125
Unsure	33.64%	148
Total		440

Q53 Are there other issues or opportunities around substance abuse, awareness and prevention in Bristol we should know about

Answered: 39 Skipped: 488

Q54 Rate the likelihood of the following to occur in your neighborhood:

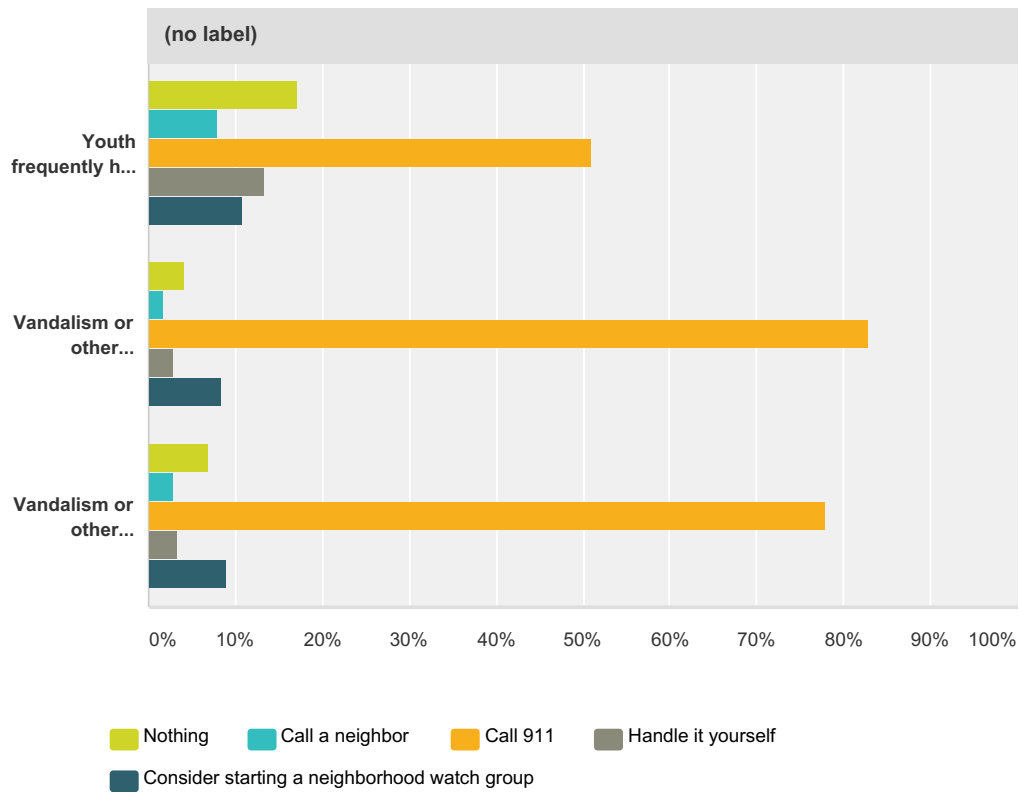
Answered: 441 Skipped: 86



(no label)						
	Very Likely	Likely	Neutral	Unlikely	Very Unlikely	Total
Neighbors know each other and spend time together in physical activity (e.g., walking, jogging, exercise classes) or participating in team activities together?	13.38% 59	31.97% 141	23.13% 102	25.62% 113	5.90% 26	441
When neighbors socialize together, healthy food is an option?	10.07% 43	35.13% 150	37.00% 158	15.22% 65	2.58% 11	427

Q55 What would you do in response to the following hypothetical situations:

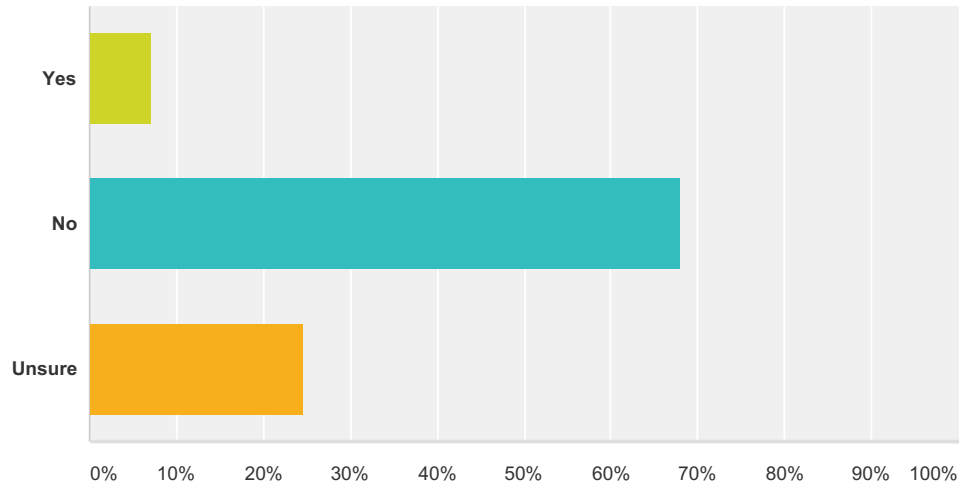
Answered: 439 Skipped: 88



(no label)	Nothing	Call a neighbor	Call 911	Handle it yourself	Consider starting a neighborhood watch group	Total
Youth frequently hang out at a street corner, public facility, or commercial site in a suspicious or disruptive manner?	17.05% 74	7.83% 34	50.92% 221	13.36% 58	10.83% 47	434
Vandalism or other destructive behavior threatens a place where people are physically active (e.g., park, walking trail, recreation center, or other neighborhood/community site)?	4.17% 18	1.62% 7	82.87% 358	3.01% 13	8.33% 36	432
Vandalism or other destructive behavior threatens a place where people have access to healthy eating opportunities (e.g., neighborhood store, supermarket, farmer's market, community garden, or other neighborhood community site)?	6.87% 29	2.84% 12	77.96% 329	3.32% 14	9.00% 38	422

Q56 Are you aware if there is a neighborhood group that has the ability to influence healthy living (e.g., advocate for more sidewalks, and/or easier access to fresh vegetables and fruits in food stores/farmer's markets)?

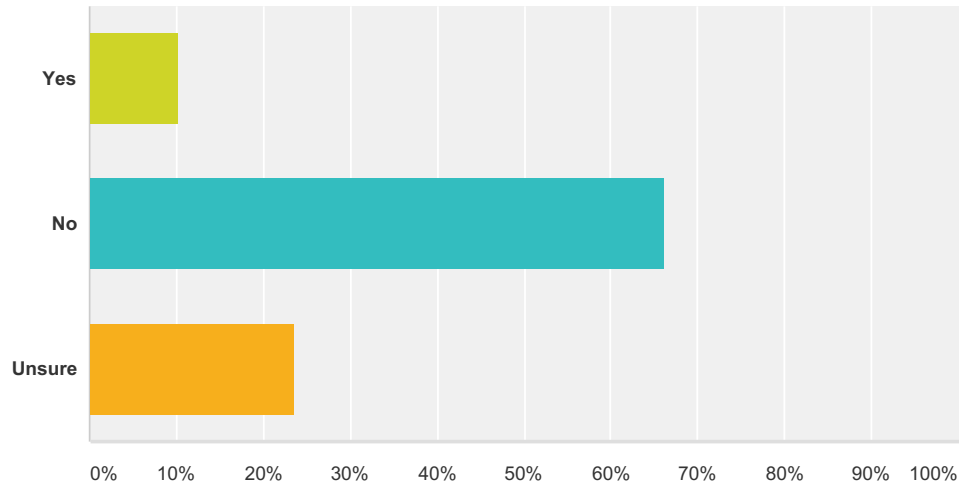
Answered: 433 Skipped: 94



Answer Choices	Responses
Yes	7.16% 31
No	68.13% 295
Unsure	24.71% 107
Total	433

Q57 In the past 12 months, has your neighborhood done something to improve health or public safety that was a concern to residents (e.g., putting in a crosswalk, increasing healthier food and beverage options in local schools)?

Answered: 433 Skipped: 94



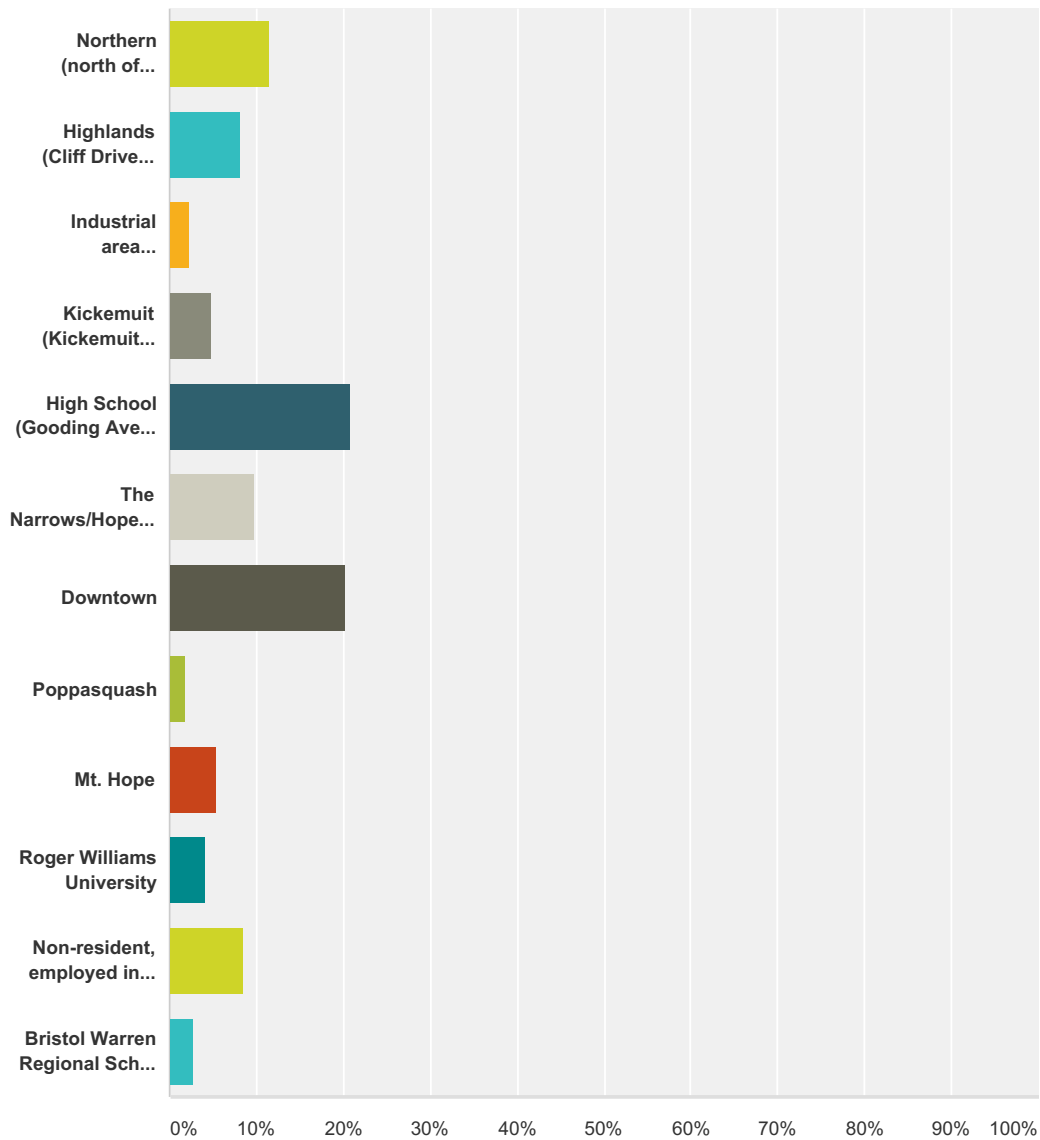
Answer Choices	Responses
Yes	10.16% 44
No	66.28% 287
Unsure	23.56% 102
Total	433

Q58 Are there other issues or opportunities in your neighborhood to support a healthier lifestyle?

Answered: 60 Skipped: 467

Q59 Which general area of town do you live in?

Answered: 446 Skipped: 81



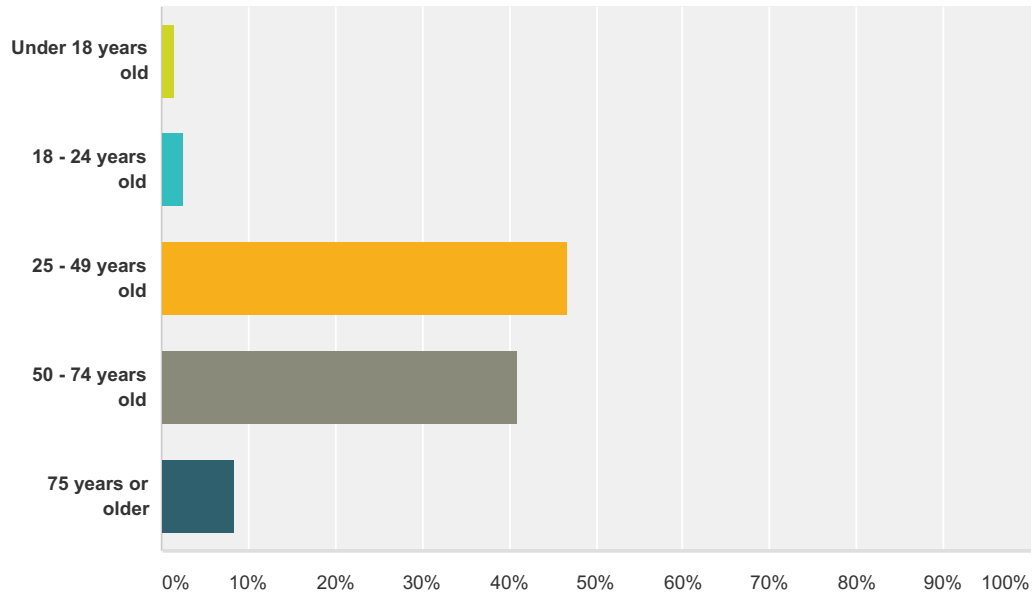
Answer Choices	Responses
Northern (north of Tupelo St.)	11.43% 51
Highlands (Cliff Drive south to Mulberry Rd.)	8.07% 36
Industrial area (Broadcommon Rd.)	2.24% 10
Kickemuit (Kickemuit Ave.)	4.71% 21
High School (Gooding Ave. south to Bayview Ave.)	20.85% 93
The Narrows/Hopeworth Avenue	9.87% 44
Downtown	20.18% 90

Bristol's Health Equity Zone (HEZ) Baseline Assessment of Health Needs in the Community

Poppasquash	1.79%	8
Mt. Hope	5.38%	24
Roger Williams University	4.26%	19
Non-resident, employed in Town	8.52%	38
Bristol Warren Regional School District Family (residing in Warren)	2.69%	12
Total		446

Q60 What is your age?

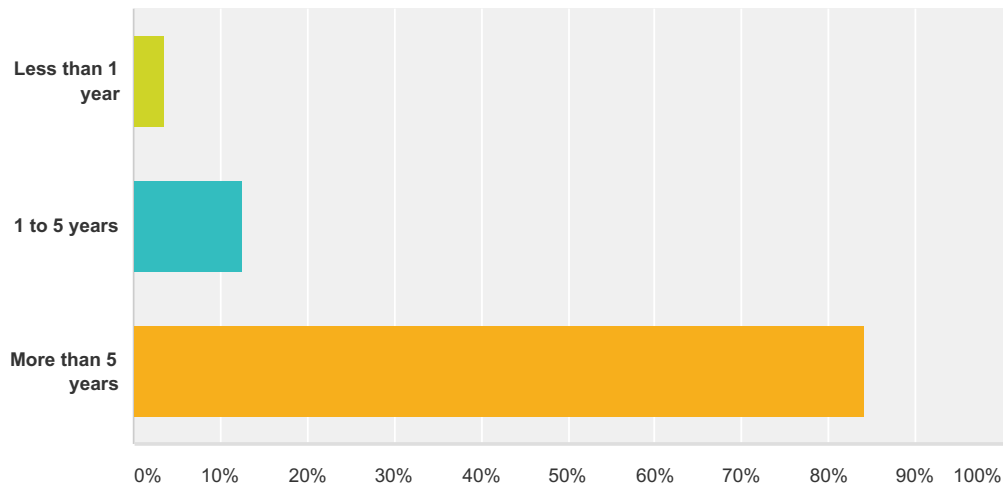
Answered: 455 Skipped: 72



Answer Choices	Responses
Under 18 years old	1.54% 7
18 - 24 years old	2.42% 11
25 - 49 years old	46.81% 213
50 - 74 years old	40.88% 186
75 years or older	8.35% 38
Total	455

Q61 How long have you been a resident in Bristol, RI?

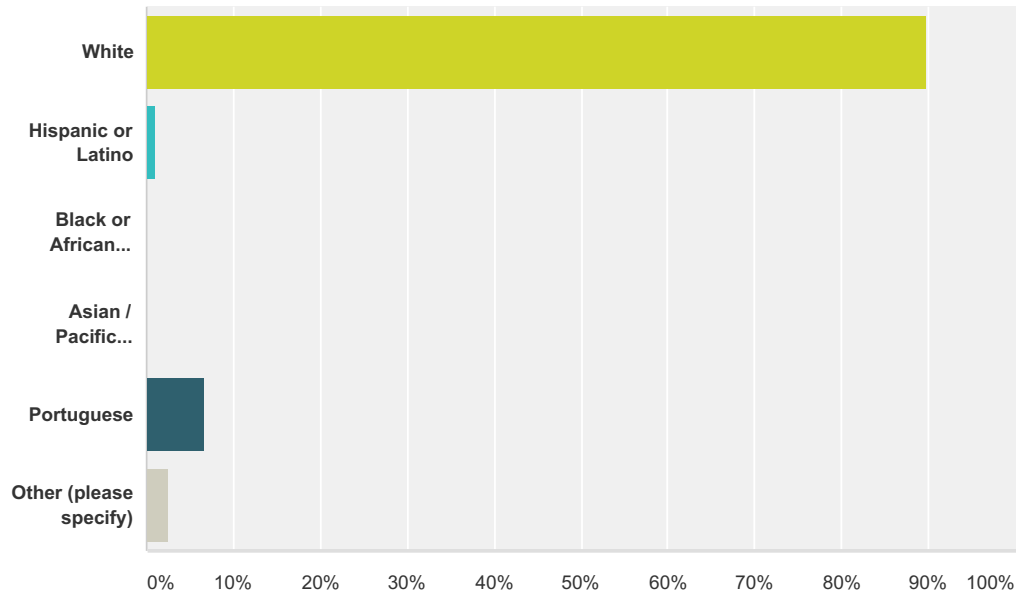
Answered: 426 Skipped: 101



Answer Choices	Responses
Less than 1 year	3.52% 15
1 to 5 years	12.44% 53
More than 5 years	84.04% 358
Total	426

Q62 Please identify your ethnicity/race:

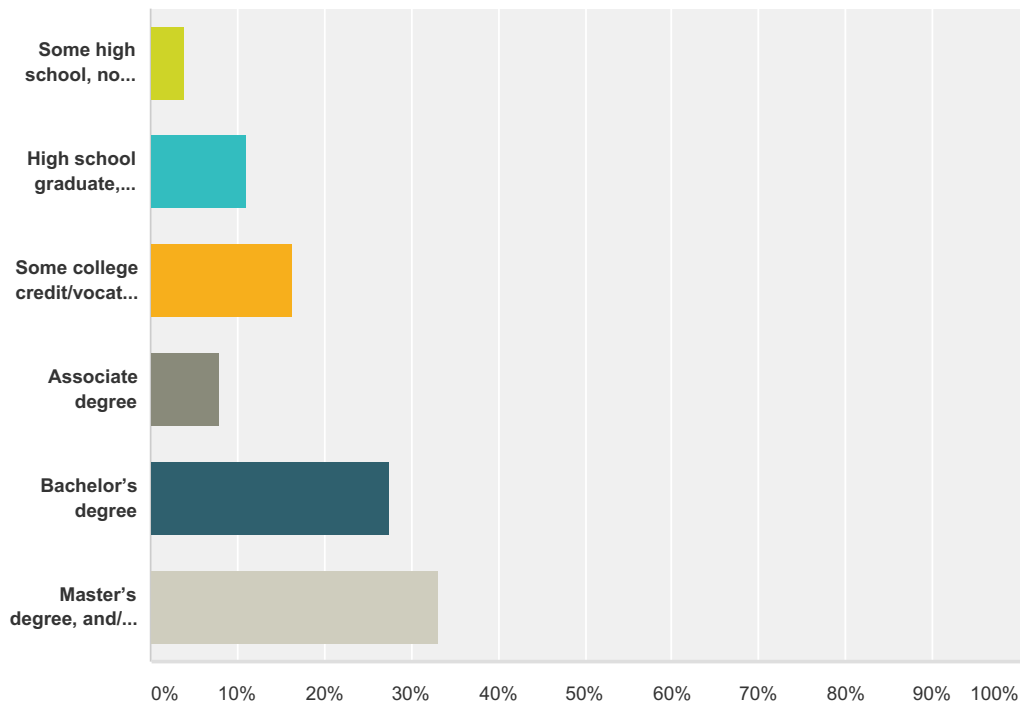
Answered: 449 Skipped: 78



Answer Choices	Responses	Count
White	89.76%	403
Hispanic or Latino	1.11%	5
Black or African American	0.00%	0
Asian / Pacific Islander	0.00%	0
Portuguese	6.68%	30
Other (please specify)	2.45%	11
Total		449

Q63 What is the highest degree or level of school you have completed?

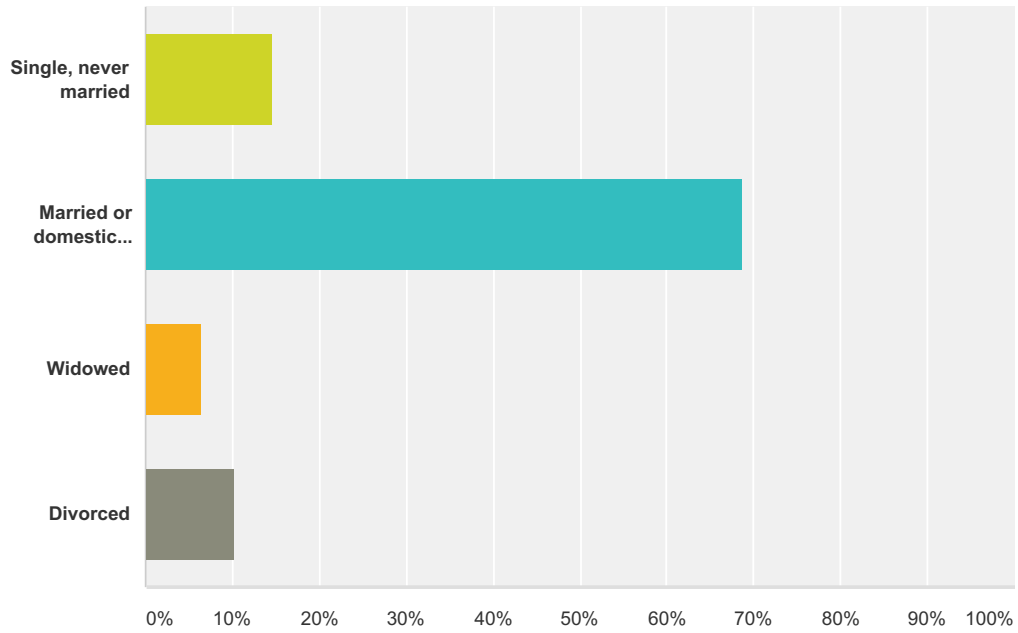
Answered: 440 Skipped: 87



Answer Choices	Responses
Some high school, no diploma	3.86% 17
High school graduate, diploma or the equivalent (for example: GED)	11.14% 49
Some college credit/vocational training, no degree/certificate	16.36% 72
Associate degree	7.95% 35
Bachelor's degree	27.50% 121
Master's degree, and/or beyond	33.18% 146
Total	440

Q64 What is your marital status?

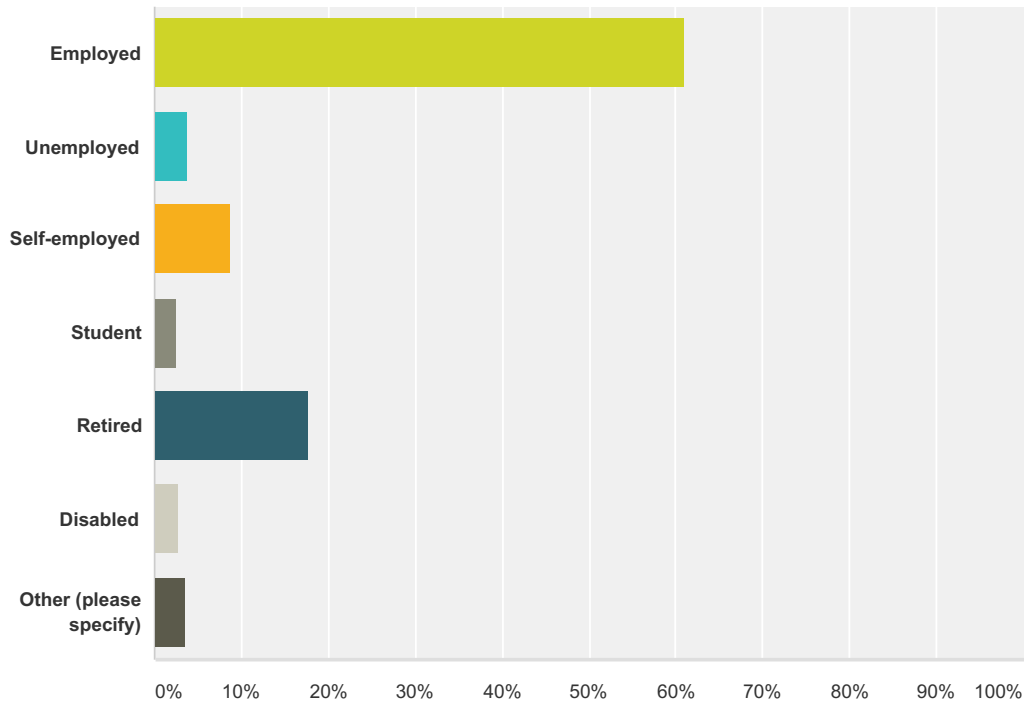
Answered: 441 Skipped: 86



Answer Choices	Responses
Single, never married	14.51% 64
Married or domestic partnership	68.71% 303
Widowed	6.58% 29
Divorced	10.20% 45
Total	441

Q65 What is your employment status?

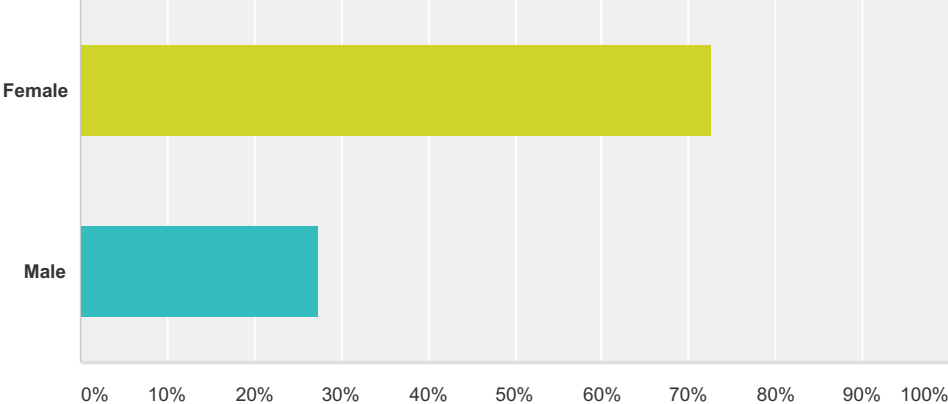
Answered: 446 Skipped: 81



Answer Choices	Responses	Count
Employed	60.99%	272
Unemployed	3.81%	17
Self-employed	8.74%	39
Student	2.47%	11
Retired	17.71%	79
Disabled	2.69%	12
Other (please specify)	3.59%	16
Total		446

Q66 Please identify your gender?

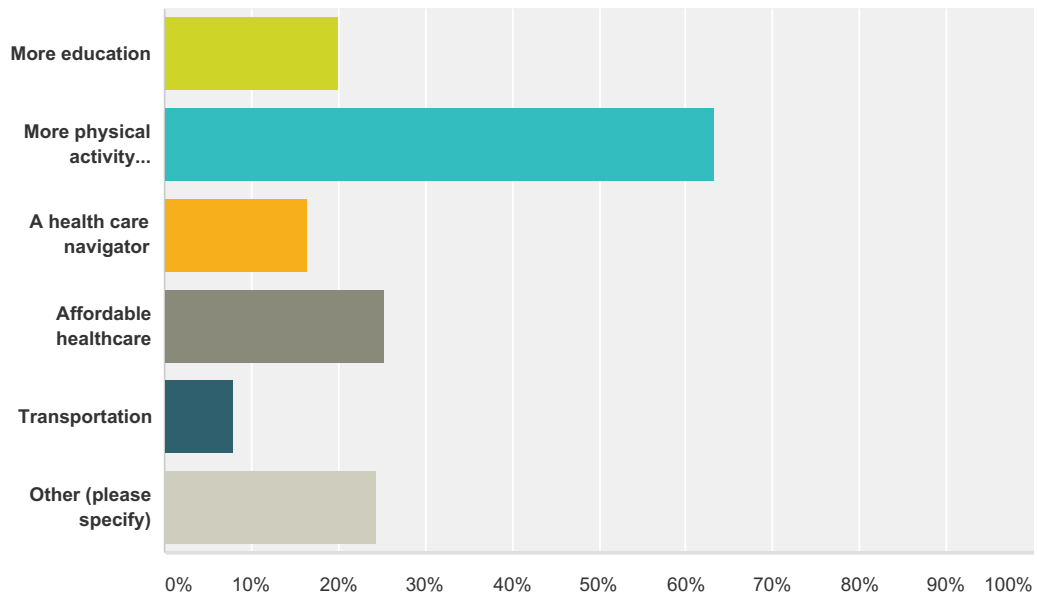
Answered: 444 Skipped: 83



Answer Choices	Responses
Female	72.75% 323
Male	27.25% 121
Total	444

Q67 What do you need to live a healthier lifestyle? (check all that apply)

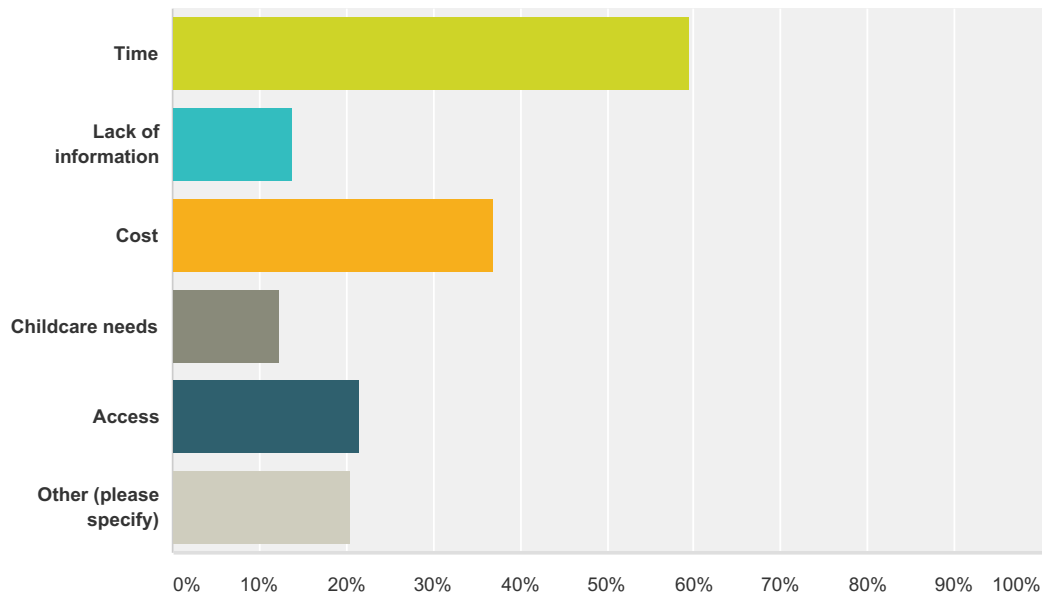
Answered: 411 Skipped: 116



Answer Choices	Responses
More education	19.95% 82
More physical activity opportunities	63.26% 260
A health care navigator	16.55% 68
Affordable healthcare	25.30% 104
Transportation	8.03% 33
Other (please specify)	24.33% 100
Total Respondents: 411	

Q68 What is preventing you from living a healthier lifestyle? (check all that apply)

Answered: 412 Skipped: 115



Answer Choices	Responses
Time	59.47% 245
Lack of information	13.83% 57
Cost	36.89% 152
Childcare needs	12.38% 51
Access	21.60% 89
Other (please specify)	20.39% 84
Total Respondents: 412	