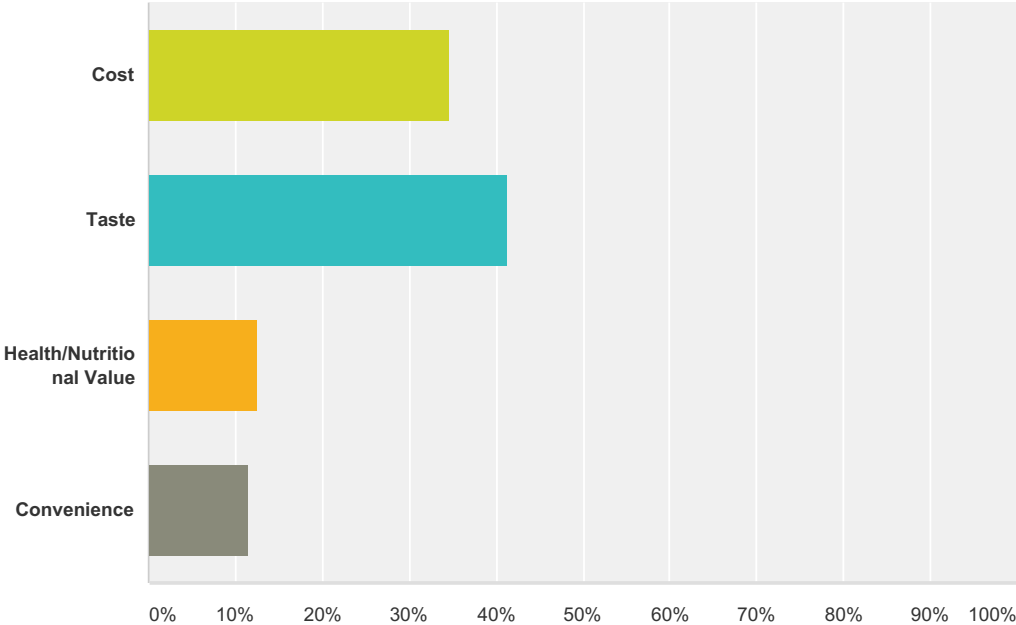


Q1 When purchasing food in Bristol, what is the most important factor when making decisions about your food choices?

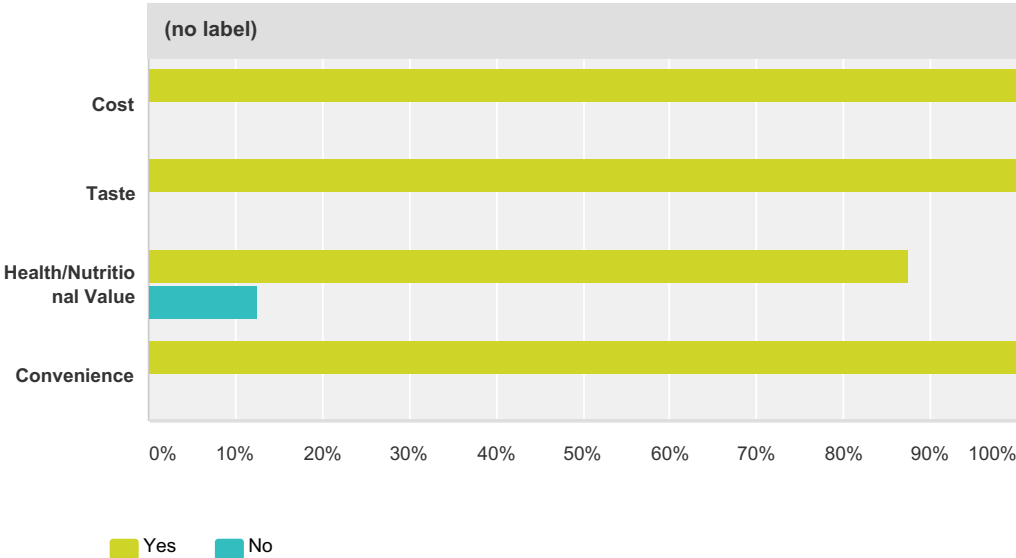
Answered: 104 Skipped: 7



Answer Choices	Responses
Cost	34.62% 36
Taste	41.35% 43
Health/Nutritional Value	12.50% 13
Convenience	11.54% 12
Total	104

Q2 When dining at a restaurant in Bristol, what factors influence your choices?

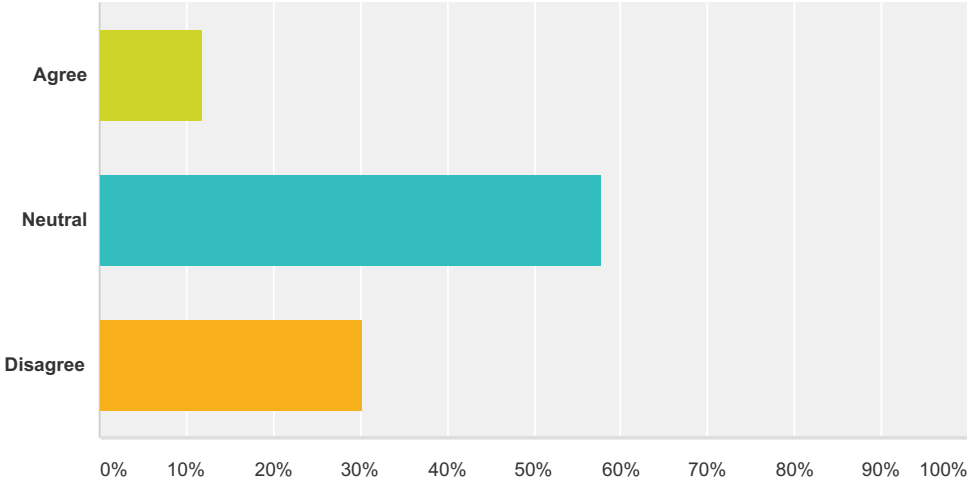
Answered: 100 Skipped: 11



(no label)			
	Yes	No	Total
Cost	100.00% 35	0.00% 0	35
Taste	100.00% 54	0.00% 0	54
Health/Nutritional Value	87.50% 7	12.50% 1	8
Convenience	100.00% 12	0.00% 0	12

Q3 If vending machines/concession stands are available at community parks in Bristol, do you think healthy food and beverage options are provided?

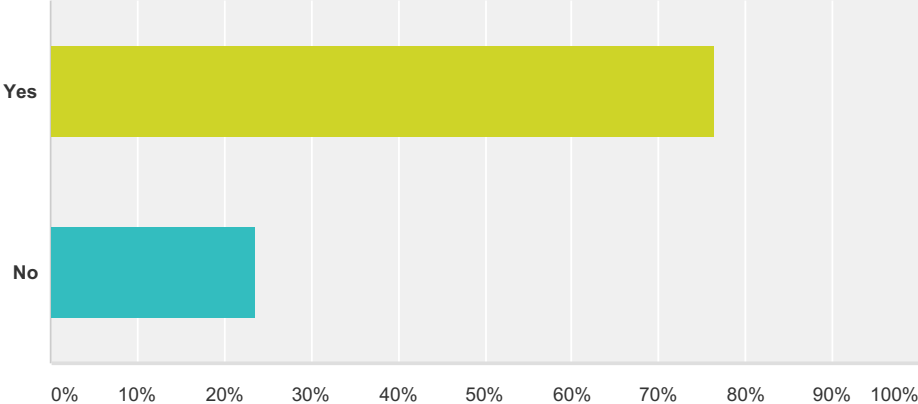
Answered: 109 Skipped: 2



Answer Choices	Responses
Agree	11.93% 13
Neutral	57.80% 63
Disagree	30.28% 33
Total	109

Q4 Do you regularly participate in an exercise program during the week, and if so, what is it?

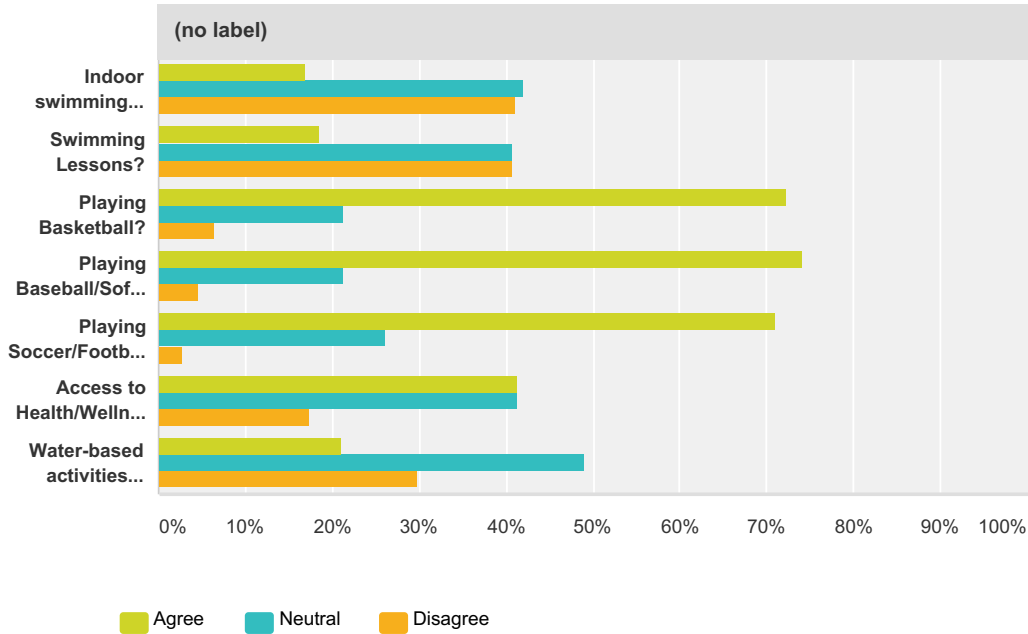
Answered: 110 Skipped: 1



Answer Choices	Responses	
Yes	76.36%	84
No	23.64%	26
Total		110

Q5 Do you think the Town of Bristol offers a variety of free/low-cost opportunities for the following:

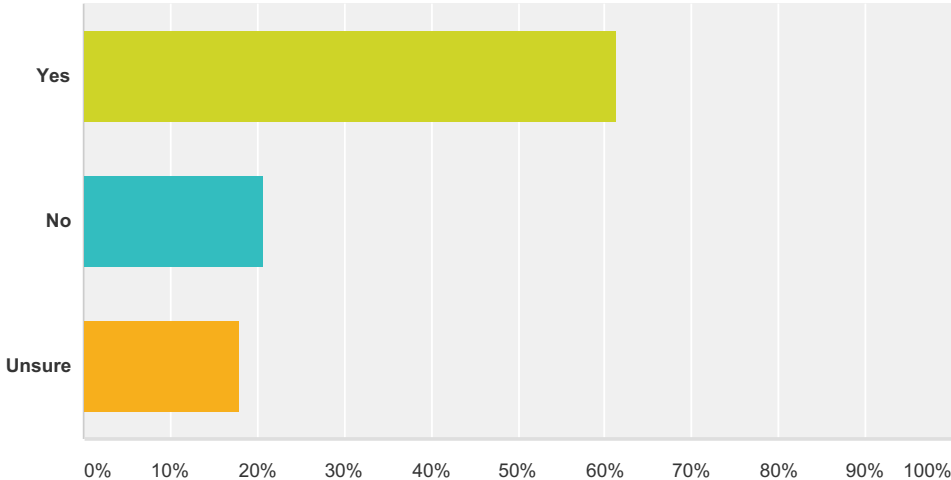
Answered: 110 Skipped: 1



(no label)	Agree	Neutral	Disagree	Total
Indoor swimming (includes therapeutic swimming)?	16.82% 18	42.06% 45	41.12% 44	107
Swimming Lessons?	18.52% 20	40.74% 44	40.74% 44	108
Playing Basketball?	72.22% 78	21.30% 23	6.48% 7	108
Playing Baseball/Softball?	74.07% 80	21.30% 23	4.63% 5	108
Playing Soccer/Football/Lacrosse?	71.03% 76	26.17% 28	2.80% 3	107
Access to Health/Wellness/Recreation Center (e.g., Community Center, YMCA)?	41.28% 45	41.28% 45	17.43% 19	109
Water-based activities (e.g., blue/kayak trails)?	21.15% 22	49.04% 51	29.81% 31	104

Q6 If the Town had a public, indoor swimming pool would you use it?

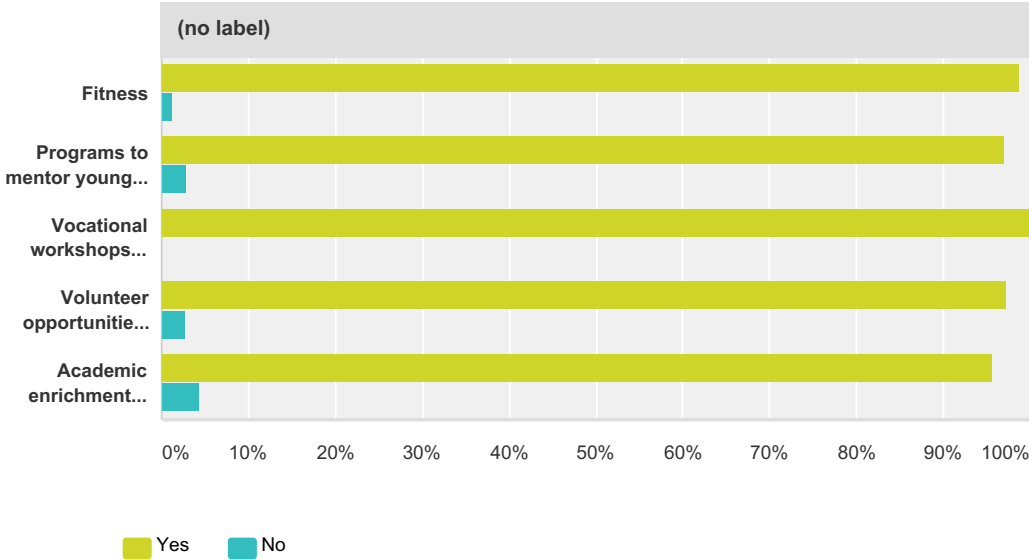
Answered: 106 Skipped: 5



Answer Choices	Responses
Yes	61.32% 65
No	20.75% 22
Unsure	17.92% 19
Total	106

Q7 If the Town offered free/low-cost after-school activities, which would most interest you? (Check all that apply)

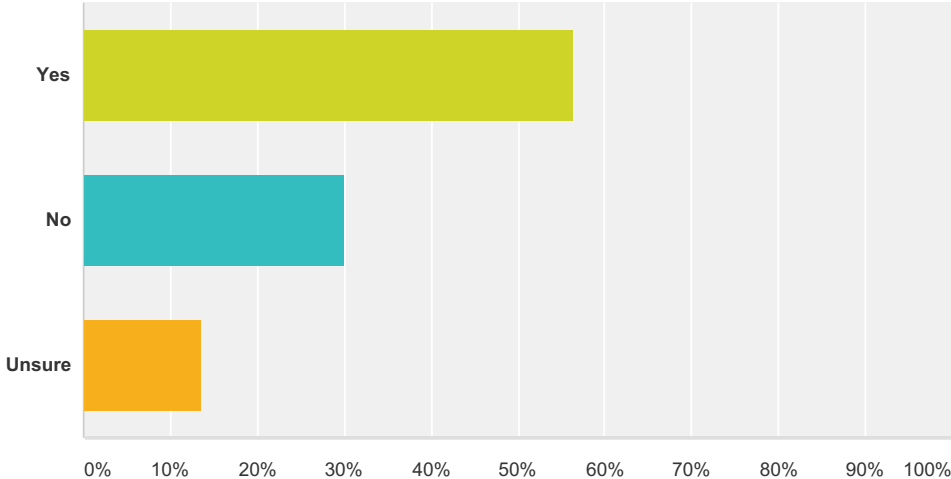
Answered: 101 Skipped: 10



(no label)			
	Yes	No	Total
Fitness	98.73% 78	1.27% 1	79
Programs to mentor young children	97.06% 33	2.94% 1	34
Vocational workshops (e.g., resume development, job search)	100.00% 36	0.00% 0	36
Volunteer opportunities in the community	97.37% 37	2.63% 1	38
Academic enrichment opportunities	95.65% 22	4.35% 1	23

Q8 Do you think all Bristol schools have safe walking and/or biking routes so students can walk and/or bike to school?

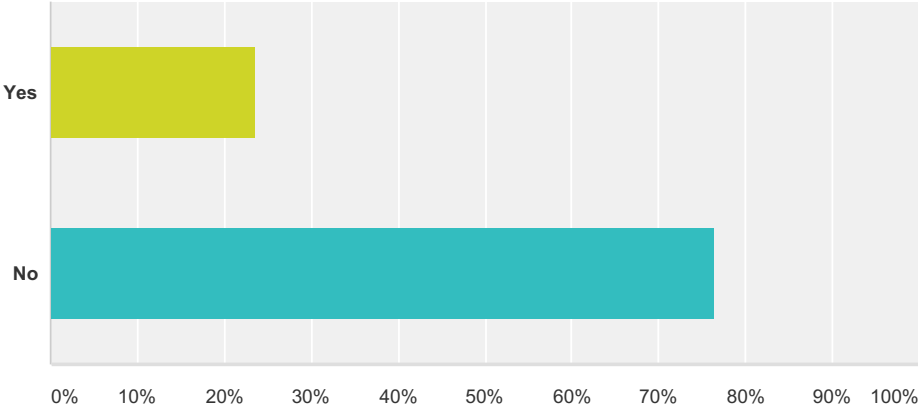
Answered: 110 Skipped: 1



Answer Choices	Responses
Yes	56.36% 62
No	30.00% 33
Unsure	13.64% 15
Total	110

Q9 Do you use RIPTA (Rhode Island Public Transit Authority) services?

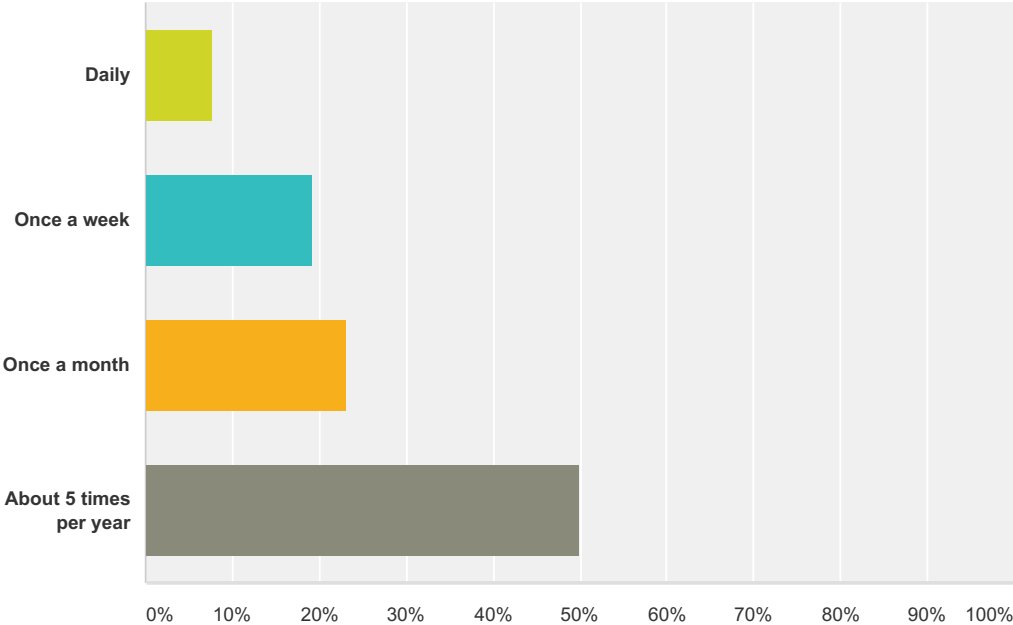
Answered: 110 Skipped: 1



Answer Choices	Responses	
Yes	23.64%	26
No	76.36%	84
Total		110

Q10 If you answered Yes to the above question, how often do you use RIPTA (Rhode Island Public Transit Authority) services?

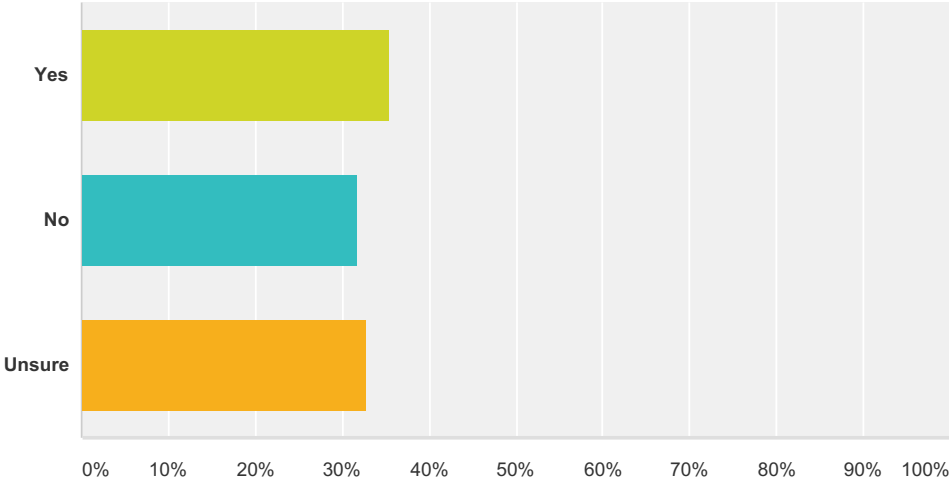
Answered: 26 Skipped: 85



Answer Choices	Responses	
Daily	7.69%	2
Once a week	19.23%	5
Once a month	23.08%	6
About 5 times per year	50.00%	13
Total		26

Q11 If there was an alternative, free/low-cost town-sponsored transportation system (e.g., trolley, van-pool services, dial-a-ride) in Bristol, would you use it?

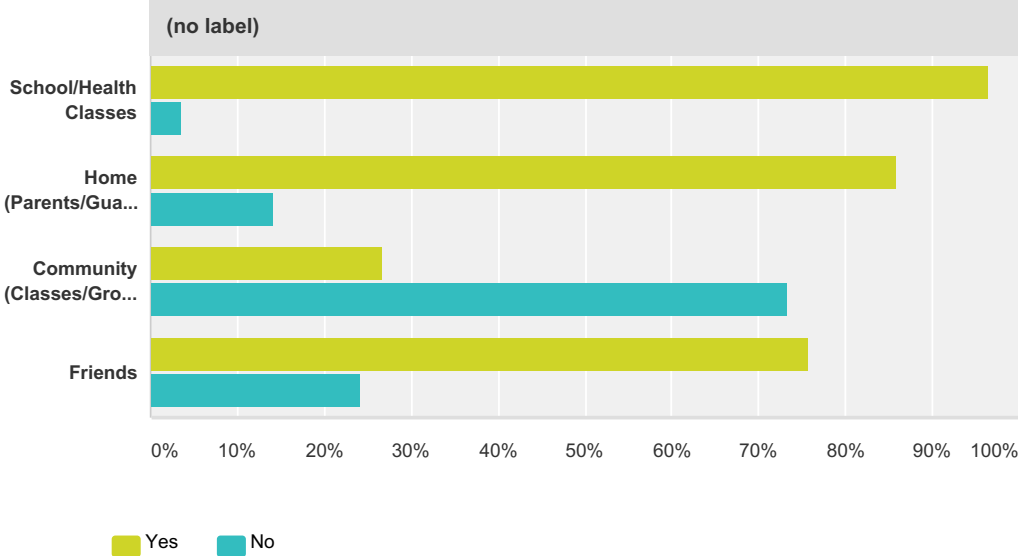
Answered: 110 Skipped: 1



Answer Choices	Responses	
Yes	35.45%	39
No	31.82%	35
Unsure	32.73%	36
Total		110

Q12 Where have you learned about personal health and wellness, including chronic diseases, sexual health and food/nutrition:

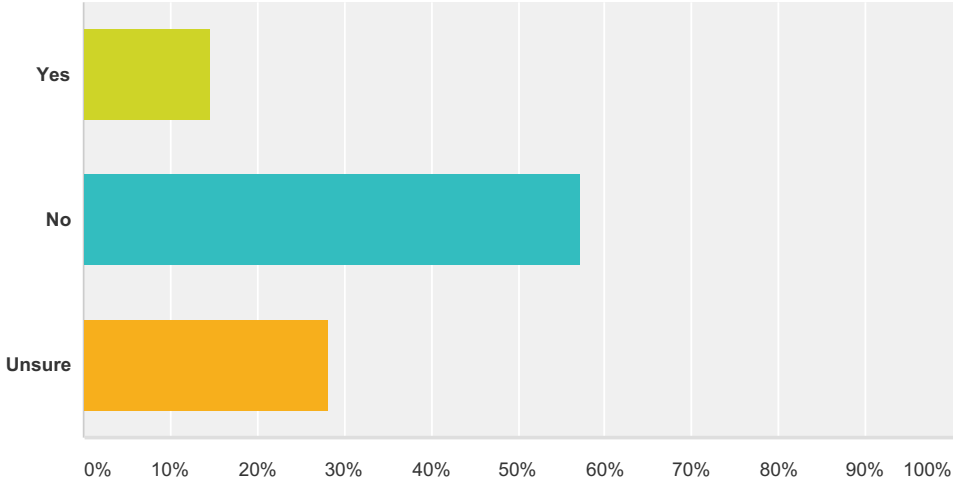
Answered: 111 Skipped: 0



(no label)			
	Yes	No	Total
School/Health Classes	96.36% 106	3.64% 4	110
Home (Parents/Guardians)	85.85% 91	14.15% 15	106
Community (Classes/Groups)	26.73% 27	73.27% 74	101
Friends	75.73% 78	24.27% 25	103

Q13 If the Town of Bristol offered free/low-cost educational programs on any of the above topics, would you be interested? If yes, please specify what topics listed in the above question might be of particular interest to you?

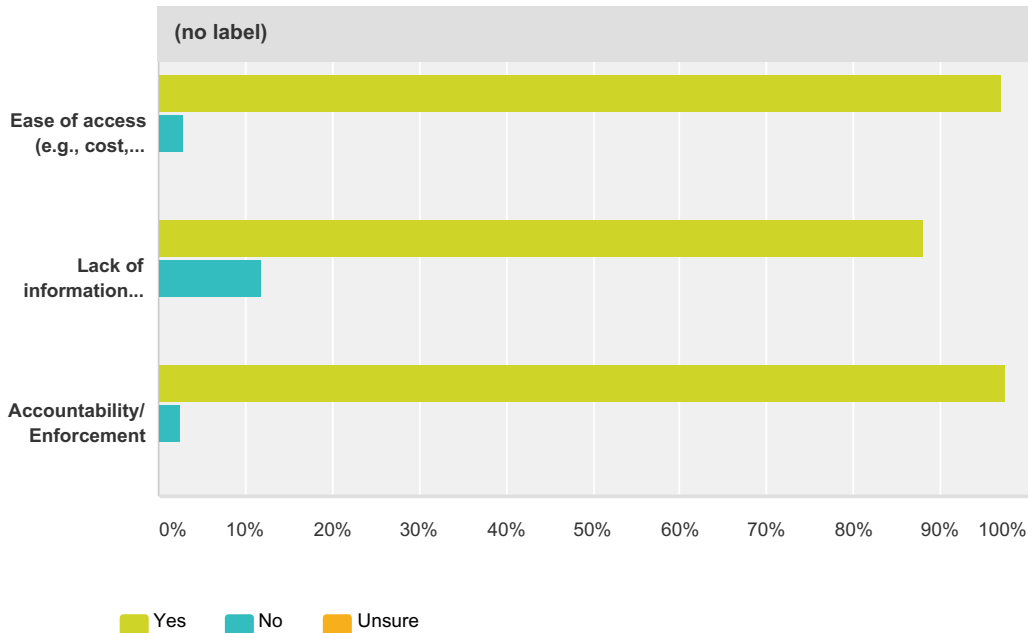
Answered: 110 Skipped: 1



Answer Choices	Responses
Yes	14.55% 16
No	57.27% 63
Unsure	28.18% 31
Total	110

Q14 What do you think are the top issues surrounding drug abuse and awareness?

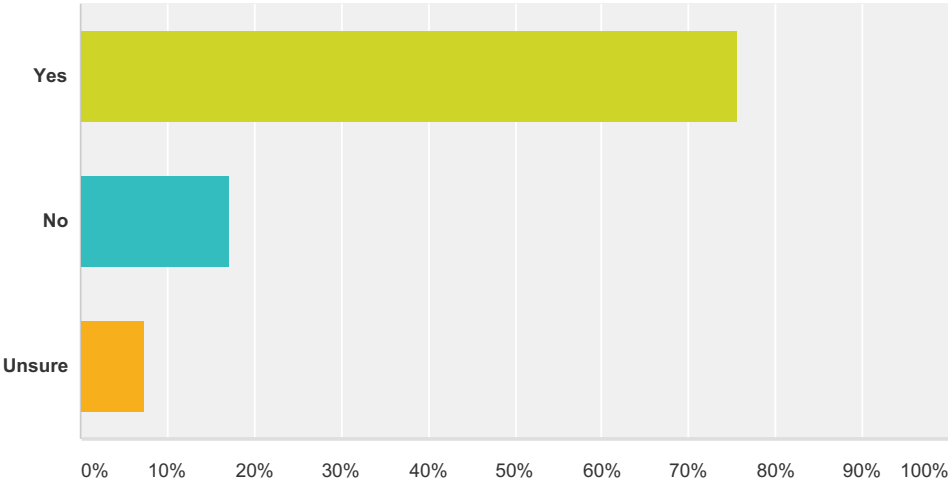
Answered: 106 Skipped: 5



(no label)				
	Yes	No	Unsure	Total
Ease of access (e.g., cost, availability)	97.06% 66	2.94% 2	0.00% 0	68
Lack of information regarding the negative effects	88.00% 22	12.00% 3	0.00% 0	25
Accountability/Enforcement	97.56% 40	2.44% 1	0.00% 0	41

Q15 Do you know someone in Bristol who has used illegal drugs in the last 30 days?

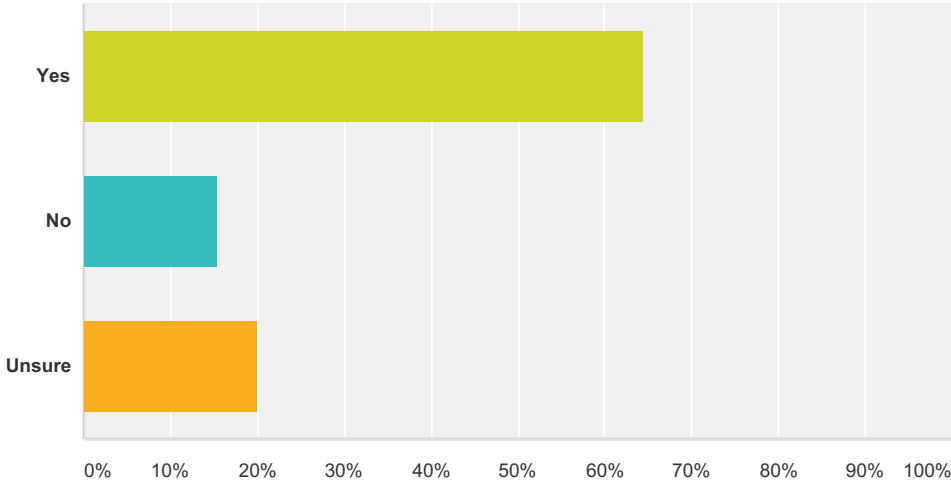
Answered: 111 Skipped: 0



Answer Choices	Responses
Yes	75.68% 84
No	17.12% 19
Unsure	7.21% 8
Total	111

Q16 Do you think there is a problem with drugs in Bristol?

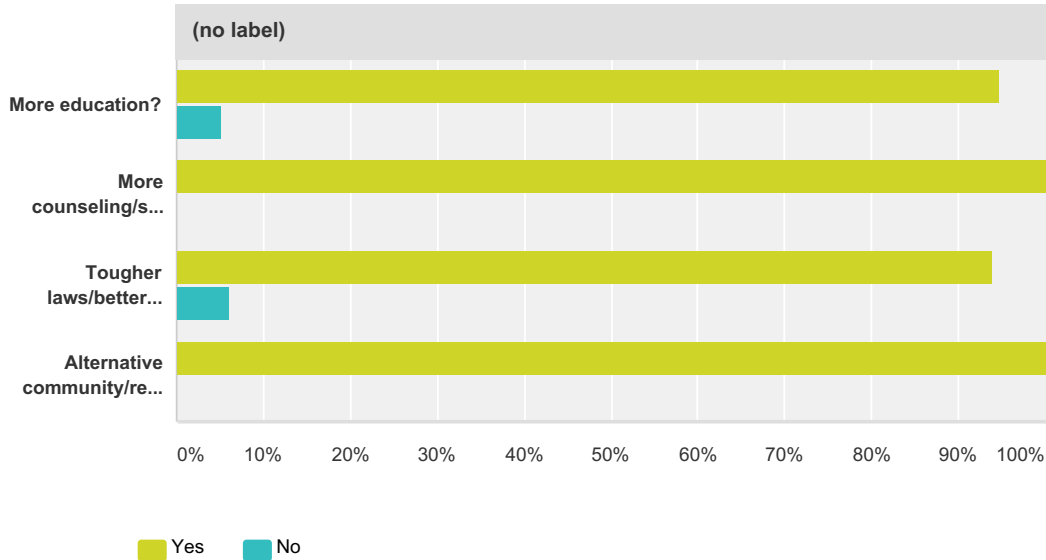
Answered: 110 Skipped: 1



Answer Choices	Responses
Yes	64.55% 71
No	15.45% 17
Unsure	20.00% 22
Total	110

Q17 If you answered 'Yes' to the above question, how do you think the issue can be best addressed? (Check all that apply)

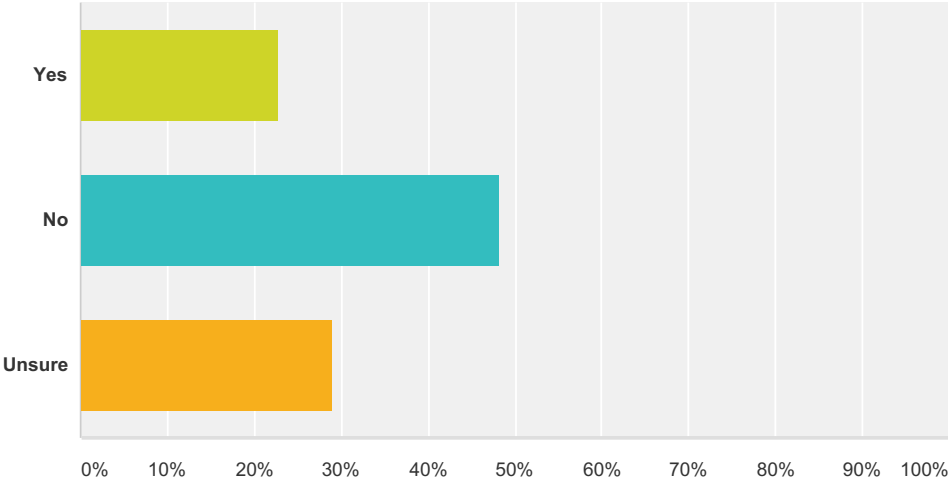
Answered: 73 Skipped: 38



(no label)			
	Yes	No	Total
More education?	94.74% 18	5.26% 1	19
More counseling/support?	100.00% 33	0.00% 0	33
Tougher laws/better enforcement?	94.00% 47	6.00% 3	50
Alternative community/recreational programming?	100.00% 20	0.00% 0	20

Q18 If there was an anonymous, community hotline you could call for support or to talk to someone, would you consider using it?

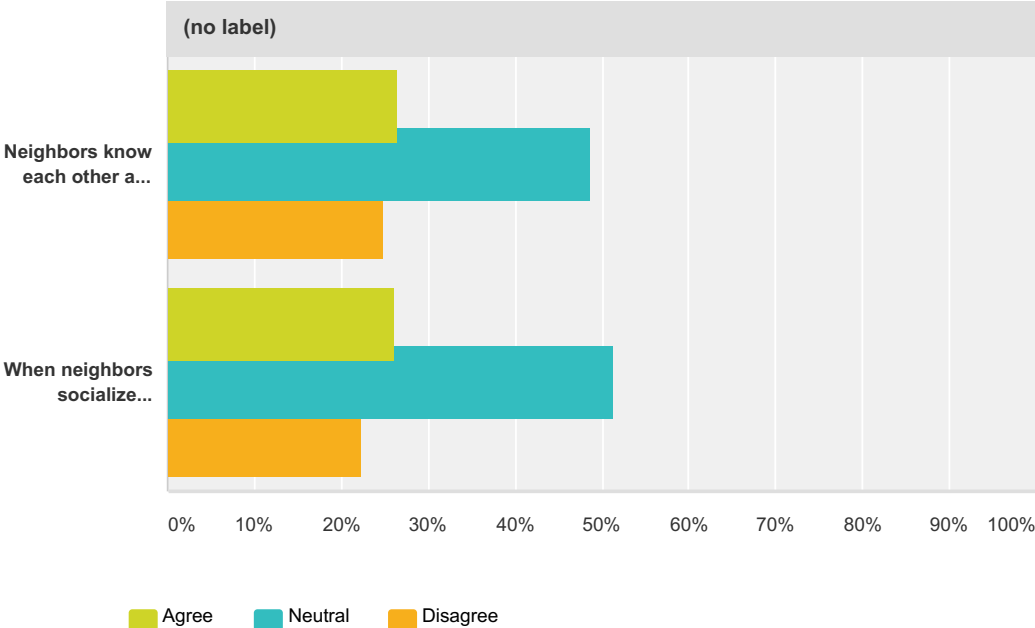
Answered: 110 Skipped: 1



Answer Choices	Responses
Yes	22.73% 25
No	48.18% 53
Unsure	29.09% 32
Total	110

Q19 In your neighborhood, rate the likelihood of the following to occur:

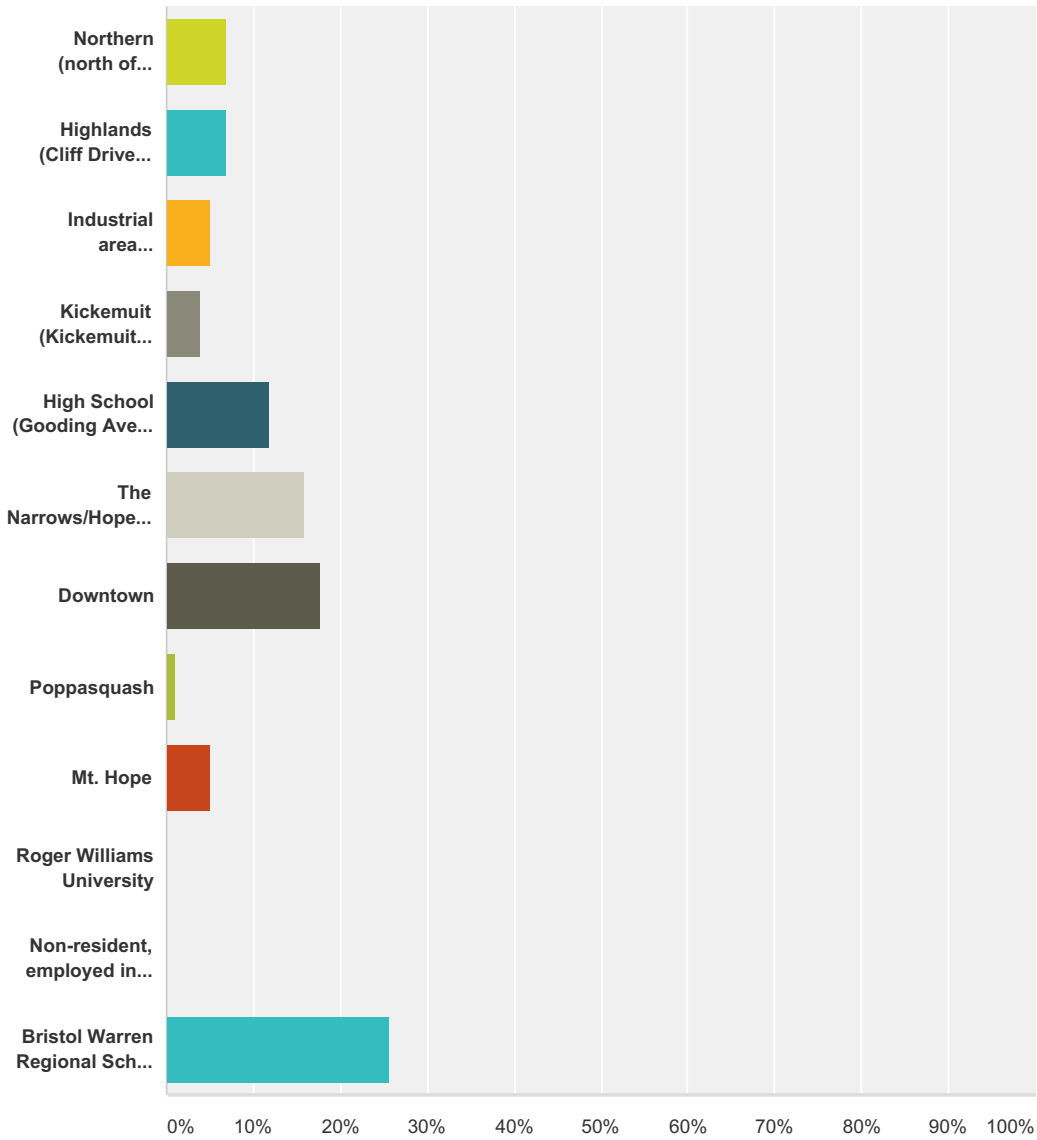
Answered: 109 Skipped: 2



(no label)				
	Agree	Neutral	Disagree	Total
Neighbors know each other and spend time together in physical activity (e.g., walking, jogging, exercise classes) or participating in team activities together?	26.61% 29	48.62% 53	24.77% 27	109
When neighbors socialize together, healthy food is an option?	26.17% 28	51.40% 55	22.43% 24	107

Q20 Which general area of town do you live in?

Answered: 101 Skipped: 10



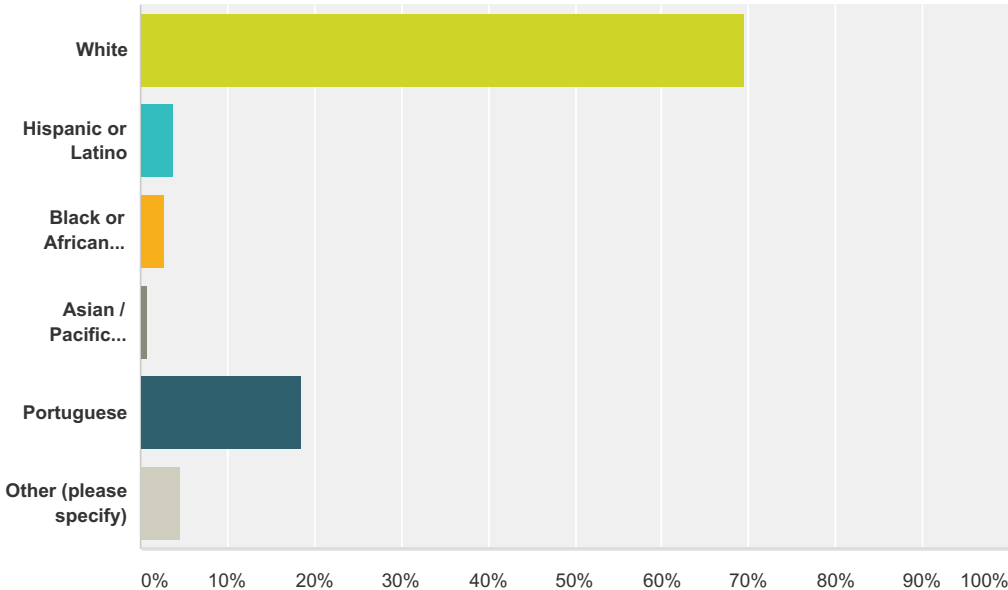
Answer Choices	Responses
Northern (north of Tupelo St.)	6.93% 7
Highlands (Cliff Drive south to Mulberry Rd.)	6.93% 7
Industrial area (Broadcommon Rd.)	4.95% 5
Kickemuit (Kickemuit Ave.)	3.96% 4
High School (Gooding Ave. south to Bayview Ave.)	11.88% 12
The Narrows/Hopeworth Avenue	15.84% 16
Downtown	17.82% 18

Student Version: Bristol's Health Equity Zone (HEZ) Baseline Assessment of Health Needs in the Community

Poppasquash	0.99%	1
Mt. Hope	4.95%	5
Roger Williams University	0.00%	0
Non-resident, employed in Town	0.00%	0
Bristol Warren Regional School District Family (residing in Warren)	25.74%	26
Total		101

Q21 Please identify your ethnicity/race:

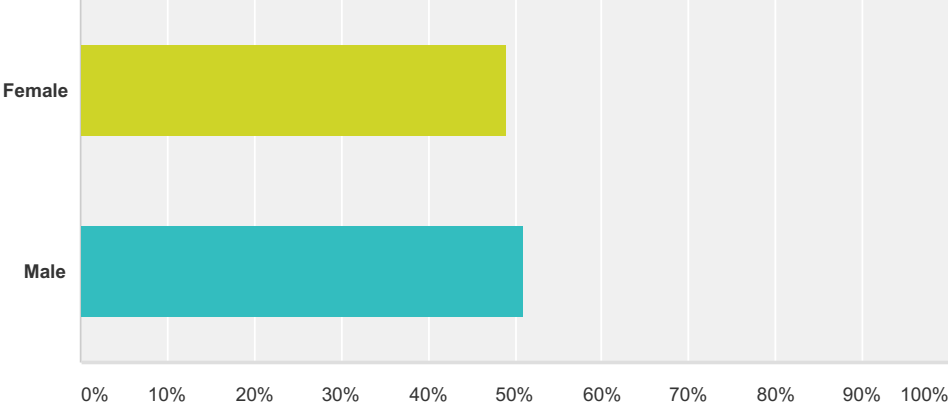
Answered: 108 Skipped: 3



Answer Choices	Responses
White	69.44% 75
Hispanic or Latino	3.70% 4
Black or African American	2.78% 3
Asian / Pacific Islander	0.93% 1
Portuguese	18.52% 20
Other (please specify)	4.63% 5
Total	108

Q22 Please identify your gender?

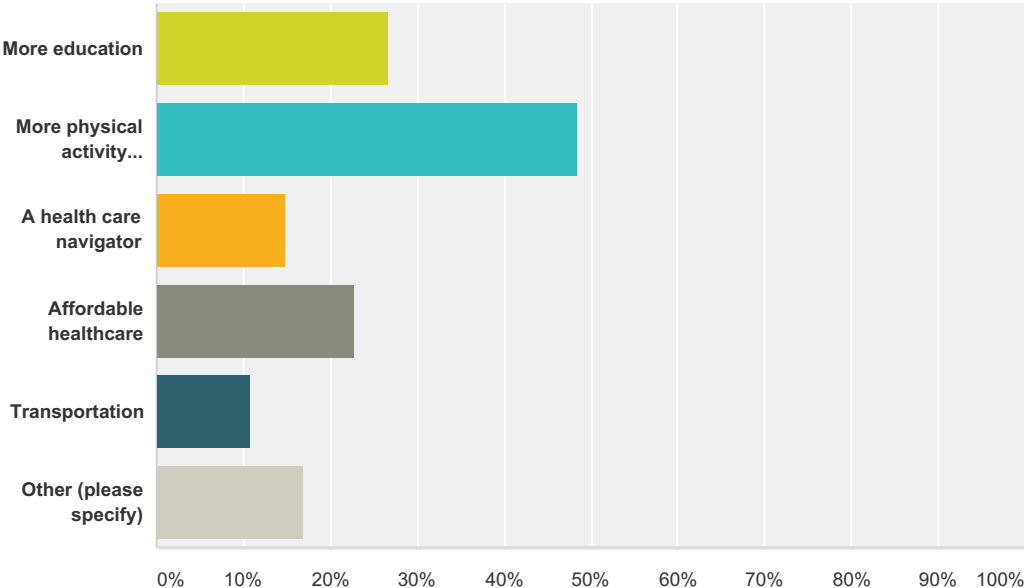
Answered: 106 Skipped: 5



Answer Choices	Responses
Female	49.06% 52
Male	50.94% 54
Total	106

Q23 What do you need to live a healthier lifestyle? (check all that apply)

Answered: 101 Skipped: 10



Answer Choices	Responses
More education	26.73% 27
More physical activity opportunities	48.51% 49
A health care navigator	14.85% 15
Affordable healthcare	22.77% 23
Transportation	10.89% 11
Other (please specify)	16.83% 17
Total Respondents: 101	